

The Genus *Eudorylaimus* AndrÁssy, 1959 and the Present Status of Its Species (Nematoda: Qudsianematidae)

By

I. ANDRÁSSY*

Abstract. The old genus *Eudorylaimus* ANDRÁSSY, 1959 is discussed and its species are grouped on the basis of new aspects. The genus *Epidorylaimus* n. gen. (with 12 species) may be characterized by the longitudinal vulva and the long, ventrally bent tail. Type-species: *E. lugdunensis* (DE MAN, 1880) n. comb. *Allodorylaimus* n. gen. (with 19 species) is proposed for those forms of the old genus *Eudorylaimus* which have no preloacal space between the ventromedial row and the adanal pair of supplements. Type-species: *A. uniformis* (THORNE & SWANGER, 1936) n. comb. *Microdorylaimus* n. gen. (with 14 species) contains small nematodes with long oesophagus and post-equatorial vulva. Type-species: *M. parvus* (DE MAN, 1880) n. comb. The genus *Eudorylaimus* ANDRÁSSY, 1959 s. str. (with 58 species) is proposed to be restricted for species of middle length showing a preloacal space in male and short, conoid, predominantly ventrally curved tails in both sexes. Type-species: *E. carteri* (BASTIAN, 1865) ANDRÁSSY, 1959. Keys to species of these genera are added as well as a list of the *Eudorylaimus* s. lato species comprizing their present status. Several new combinations are proposed.

In 1959 when I revised the old genus *Dorylaimus* DUJARDIN, 1845, I proposed a separate genus for those species which had short – conoid or rounded – tails in both sexes. That genus, *Eudorylaimus* ANDRÁSSY, 1959, contained then 135 representatives. Although a part of them has been meanwhile transferred to other genera, several new forms enriched the genus during the last quarter of the century.

The number of species either described as *Eudorylaimus* or transferred from other genera to that increased to 238 till the present day. This large number of species was described by 53 authors, of which, however, merely six (and some co-authors) were responsible for 60 per cent of the species. Thus, THORNE (and SWANGER, in part) described 55 species (23%), ANDRÁSSY 28 species (12%), ALTHERR 20 species (8.5%), DE MAN 18 species (7.5%), LOOF 12 species (5%) and ТЪРКЕМА (and FERRIS and FERRIS) 10 species (4%).

Eudorylaimus became by now one of the largest genera of the freeliving Nematoda. The high number of species made the orientation within the genus almost impossible and rendered the recognition the members very difficult.

* Dr. István AndrÁssy, ELTE Állatrendszertani és Ökológiai Tanszék (Department of Systematic Zoology and Ecology of the Eötvös Loránd University), 1088 Budapest, Puskin-u. 3.

Although, as mentioned, several species have been transferred to other genera — *Afrodorylaimus*, *Aporcelaimellus*, *Aporcelaimus*, *Aquatides*, *Chrysonemoides*, *Discolaimium*, *Discolaimoides*, *Dorydorella*, *Ecumenicus*, *Labronema*, *Laimydorus*, *Longidorella*, *Oriverutus*, *Paramonovia*, *Pungentus*, *Rhysocolpus*, *Thonus* and *Willinema* — the species remaining in *Eudorylaimus* are still too numerous and query the homology of the genus. Consequently, a revaluation of *Eudorylaimus* seems to be inevitable.

The only work dealing with this theme was published by ТЪРКЕМА, FERRIS and FERRIS (1971). The authors pointed out the difficulties in systematization of the *Eudorylaimus* species and also urged a revision. For making the very large genus more handy, they divided it into six species groups: the *ca. teri*-, *humilis*-, *lugdunensis*-, *miser*-, *granuliferus*- and *nothus* group. Unfortunately however the characters of these units are not decided enough and we cannot find essential differences between them. The “groups” of the American authors are thereupon not utilizable in systematization, perhaps with the exception of the *nothus* group which more or less corresponds to the genus *Thonus* THORNE, 1974 established since for *Eudorylaimus nothus* and relative forms.

Besides ТЪРКЕМА, FERRIS and FERRIS at least two names must not be left unmentioned. The one is THORNE's who described alone (1939, 1974) and in the company of SWANGER (1936) not less than 55 species, almost one quarter of the genus *Eudorylaimus*. Also many valuable data to taxonomy of the species are due to him. LOOF, the other authority in the field, published numerous useful comments on the status of the different species (1961, 1964, 1971, 1975), and gave a good redescription of the type species, *E. carteri* (BASTIAN, 1865), on the basis of topotypes.

In the present article I propose a new grouping of the “*Eudorylaimus*” species. I do not want to give a revision here, rather a guide for orientation in the great “mass” of species. I critically checked every species of the genus *Eudorylaimus* s. lato on the basis of their original descriptions and tried to sort them in more natural units. I made two steps. First, I divided the species into two large groups: one containing forms with conoid tail, and the other including species with rounded tail. These latter were then transferred to the genus *Thonus*. The second step was to check the homology of the conus-tailed forms. I found that they could be separated in four genera: the genus *Eudorylaimus* s. str. and three new ones. Besides this grouping mentioned so simplified here I transferred several species to other genera as well.

As a result of the present systematization the genus *Eudorylaimus* could be reduced to 58 species “only” (versus 238!).

Epidorylaimus n. gen.

Qudsianematidae. Body small to moderately long, 0.6–2.1 mm. Cuticle smooth, sometimes very finely striated, especially on tail. Head set off from body, lips separate and mostly angular. Amphid caliciform. Spear moderately developed, 9 to 30 μ m long, as long to 1.5 times as long as labial diameter. Aperture generally 1/3 of spear length. Guiding ring simple, thin. Oesophagus enlarged near middle or posterior to it. Prerectum one to three anal diameters long. Vulva longitudinal or pore-like, cuticularized, Female gonads amphidelphic. Males

rare, known in three species only. No preloacal space between ventromedial row and adanal pair of supplements. Ventromedial supplements 4 to 9 in number. Tail shape the same in both sexes, ventrally curved, 3.5 to 8 times as long as anal diameter; tail tip pointed or finely rounded.

Type-species: *Dorylaimus lugdunensis* DE MAN, 1880 = *Epidorylaimus lugdunensis* (DE MAN, 1880) n. comb.

The genus resembles *Eudorylaimus* ANDRÁSSY, 1959 and *Chrysonemoides* SIDDIQI, 1969 but can be distinguished from *Eudorylaimus* by the longitudinal or pore-like vulva, the absence of a preloacal space and the longer tail (vulva generally transverse, preloacal space present, and tail at most thrice as long as

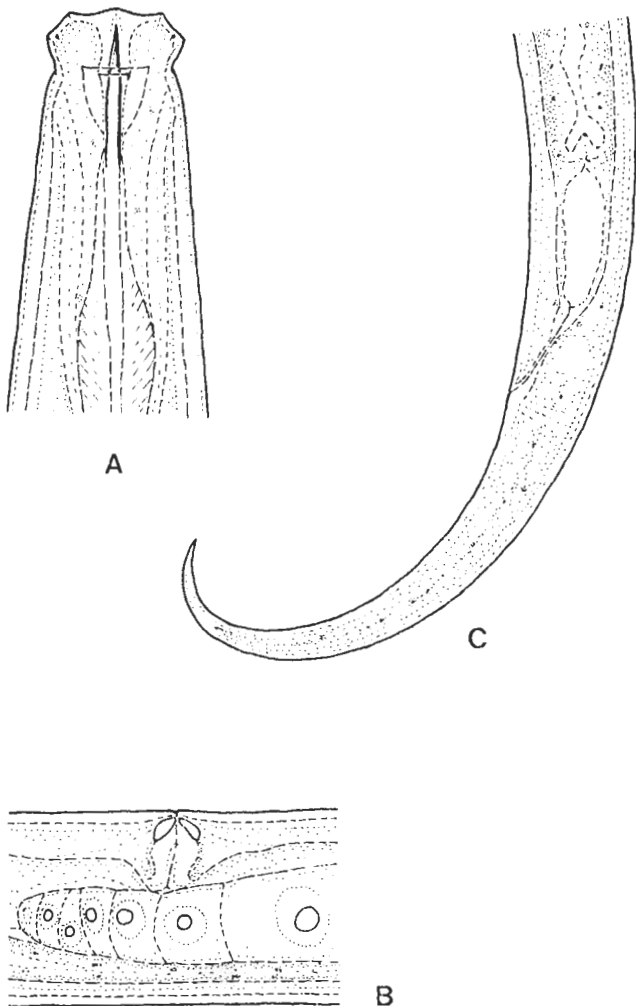


Fig. 1. *Epidorylaimus lugdunensis* (DE MAN, 1880) n. comb. A: anterior end (1600 \times); B: vulval region (1600 \times); C: posterior end (670 \times). Collected in the Börzsöny Mountains, Hungary, in ground water along a creek. ♀: L = 0.91 mm; a = 37; b = 3.6; c = 9.2; V = 47%; c' = 7; spear: 9 μ m

anal diameter in *Eudorylaimus*), from *Chrysonemoides* by the stronger spear, the non-transverse vulva and the absence of prominent papillae on male tail (spear very thin and weak, vulva transverse and male tail provided with large subventral papillae in *Chrysonemoides*).

Twelve species may be ordered here:

E. agilis (DE MAN, 1880) n. comb.

Dorylaimus agilis DE MAN, 1880

Dorylaimus carteri agilis DE MAN, 1880 (MICOLETZKY, 1922)

Mesodorylaimus agilis (DE MAN, 1880) GOODEY, 1963

Laimydorus agilis (DE MAN, 1880) SIDDIQI, 1969

Eudorylaimus agilis (DE MAN, 1880) LOOF, 1969

[Nec *Dorylaimus agilis* apud THORNE & SWANGER, 1936 = *Mesodorylaimus cryptosperma!*]

E. angulosus (THORNE & SWANGER, 1936) n. comb.

Dorylaimus angulosus THORNE & SWANGER, 1936

Eudorylaimus angulosus (THORNE & SWANGER, 1936) ANDRÁSSY, 1959

E. consobrinus (DE MAN, 1918) n. comb.

Dorylaimus consobrinus DE MAN, 1918

Dorylaimus carteri rotundatus MICOLETZKY, 1922

Eudorylaimus consobrinus (DE MAN, 1918) ANDRÁSSY, 1959

E. filicaudatus (TJEPKEMA, FERRIS & FERRIS, 1971) n. comb.

Eudorylaimus filicaudatus TJEPKEMA, FERRIS & FERRIS, 1971

E. humilior (ANDRÁSSY, 1959) n. comb.

Eudorylaimus humilior ANDRÁSSY, 1959

E. humilis (THORNE & SWANGER, 1936) n. comb.

Dorylaimus humilis THORNE & SWANGER, 1936

Eudorylaimus humilis (THORNE & SWANGER, 1936) ANDRÁSSY, 1959

Dorylaimus incisus THORNE & SWANGER, 1936 (n. syn.)

Eudorylaimus incisus (THORNE & SWANGER, 1936) ANDRÁSSY, 1959

E. leptosoma (ALTHERR, 1963) n. comb.

Eudorylaimus leptosoma ALTHERR, 1963

E. lugdunensis (DE MAN, 1880) n. comb.

Dorylaimus lugdunensis DE MAN, 1880

Dorylaimus carteri lugdunensis DE MAN, 1880 (MICOLETZKY, 1922)

Eudorylaimus lugdunensis (DE MAN, 1880) ANDRÁSSY, 1959

Dorylaimus reisingeri DITLEVSEN, 1927

Eudorylaimus reisingeri (DITLEVSEN, 1927) TJEPKEMA, FERRIS & FERRIS, 1971

Dorylaimus curvatus THORNE & SWANGER, 1936 (n. syn.)

Eudorylaimus curvatus (THORNE & SWANGER, 1936) ANDRÁSSY, 1959

Eudorylaimus leptus TJEPKEMA, FERRIS & FERRIS, 1971 (n. syn.)

E. mellenbachensis (ALTHERR, 1974) n. comb.

Eudorylaimus mellenbachensis ALTHERR, 1974

- E. muchabbatae** (TULAGANOV, 1949) n. comb.
Dorylaimus muchabbatae TULAGANOV, 1949
Eudorylaimus muchabbatae (TULAGANOV, 1949) ANDRÁSSY, 1959
- E. muscorum** (SKWARRA, 1921) n. comb.
Dorylaimus muscorum SKWARRA, 1921
Eudorylaimus muscorum (SKWARRA, 1921) ANDRÁSSY, 1959
- E. pseudoagilis** (ALTHERR, 1952) n. comb.
Dorylaimus pseudoagilis ALTHERR, 1952
Mesodorylaimus pseudoagilis (ALTHERR, 1952) ANDRÁSSY, 1959
Eudorylaimus pseudoagilis (ALTHERR, 1952) ZULLINI, 1970

Key to the species of Epidorylaimus

- 1 Vulva far forward, in 36% of body length. — ♀: L = 1.2 mm; a = 21; b = 4.4; c = 8.5; V = 36%. ♂ unknown. (Germany, Spain.)
muscorum (SKWARRA)
- Vulva further back, in 42–57% of body length. 2
- 2 Tail long, 6–8 times anal diameter. 3
- Tail shorter, 3.5–5 times anal diameter. 4
- 3 Large species, 1.4–1.8 mm; spear 17–19 μm long. — ♀: L = 1.4–1.8 mm; a = 32–43; b = 4.0–5.1; c = 10–14; V = 43–46%. ♂: L = 1.5 mm; a = 36; b = 4.7; c = 18; PO: 9. (Switzerland, Italy.)
pseudoagilis (ALTHERR)
- Smaller species, 0.6–1.1 mm; spear 9–11 μm long. — ♀: L = 0.6–1.1 mm; a = 25–36; b = 3.2–4.6; c = 7–11; V = 42–54%. ♂: L = 1.0–1.1 mm; a = 29–43; b = 4.0–4.9; c = 15–19; PO: 4–6. (Holland, Germany, Switzerland, Austria, Hungary, Romania, Greenland, Spitzbergen, Soviet Union [Russia], United States [Utah, Indiana, Minnesota, North- and South Dakota].)
lugdunensis (DE MAN)
- 4 Larger species, 1.3–2.1 mm; spear length between 16 and 29 μm. 5
- Smaller species, 0.7–1.2 mm; spear length between 11 and 15 μm. 9
- 5 Spear 28–29 μm long; vagina thick, half as long as corresponding width of body. — ♀: L = 1.7–2.0 mm; a = 42–50; b = 3.3–4.4; c = 19–38; V = 45–48%. ♂ unknown. (East Germany.)
mellenbachensis (ALTHERR)
- Spear 16–21 μm long; vagina smaller. 6
- 6 Tail comparatively shorter (c = 16–26); body slender (a = 31–44). 7
- Tail comparatively longer (c = 10–13); body less slender (a = 23–32). 8
- 7 Tail rapidly narrowing to its middle, then thin, nearly cylindrical. — ♀: L = 1.3–1.6 mm; a = 25–32; b = 4.0–4.5; c = 10–11; V = 45%. ♂ unknown. (Holland, Austria, Ireland, Sweden, Spitzbergen, Soviet Union [Russia, Armenia, Uzbekistan], Brazil.)
agilis (DE MAN)

- Tail gradually narrowing to its tip. – ♀: L = 1.2–1.5 mm; a = 23–27; b = 4.0–4.8; c = 10–15; V = 42–48%. ♂ unknown. (Poland, Hungary, Jugoslavia, Romania, United States [Utah, South Dakota].)
angulosus (THORNE & SWANGER)
- 8 Rectum almost two anal diameters long. – ♀: L = 1.5–1.7 mm; a = 35–40; b = 3.6–4.3; c = 16–18; V = 44–51%. ♂ unknown. (Czechoslovakia, Hungary, Norway, Soviet Union [Russia], Kenya, United States [Utah].)
consobrinus (DE MAN)
- Rectum one anal diameter long. – ♀: L = 1.6–2.1 mm; a = 31–44; b = 4.0–5.1; c = 16–26; V = 47–52%. ♂ unknown. (United States: Indiana.)
filicaudatus (TJEPKEMA, FERRIS & FERRIS)
- 9 Tip of tail pointed; cuticle at level of spear distinctly thinner than the latter 10
- Tip of tail finely rounded; cuticle at level of spear as thick as the latter. 11
- 10 Lips well separate, head sharply set off from body. – ♀: L = 0.7 mm; a = 28; b = 4.4; c = 17; V = 49%. ♂ unknown. (Soviet Union: Uzbekistan.) . . .
muchabbatae (TULAGANOV)
- Lips hardly separate, head slightly set off from body. – ♀: L = 0.7 mm; a = 34; b = 4.3; c = 15; V = 51%. ♂ unknown. (Hungary, Romania.)
humilior (ANDRÁSSY)
- 11 Body slender (a = 39–63); tail slender with nearly cylindrical posterior half. – ♀: L = 1.1–1.2 mm; a = 39–63; b = 3.5–4.3; c = 17–23; V = 45–50%. ♂: L = 1.2 mm; a = 60; b = 4.1; c = 22; PO: 5. (Switzerland.)
leptosoma (ALTHERR)
- Body less slender (a = 23–36); tail robust, gradually narrowing. – ♀: L = 0.8–1.1 mm; a = 23–36; b = 3.4–4.1; c = 14–19; V = 49–55%. ♂ unknown. (Jugoslavia, Bulgaria, Soviet Union [Uzbekistan], United States [California, Utah], Jamaica, Venezuela, New Hebrides.)
humilis (THORNE & SWANGER)

Remarks

Epidorylaimus agilis. – Since the male is unknown the taxonomic position of this species is somewhat uncertain. GOODEY (1963) ordered it, on the basis of the description of THORNE and SWANGER (1936), in the genus *Mesodorylaimus*, LOOF (1969) proved however that the specimens of the American authors were not conspecific with those of DE MAN, and provided the former species with the new name *Mesodorylaimus cryptosperma* LOOF, 1969. LOOF checked DE MAN's type specimens and compared them with other exemplars collected in Holland, and found that they belonged – briefly in arrangement of the oesophageal nuclei – to the genus *Eudorylaimus*. Although SIDDIQI (1969) transferred *agilis* to the genus *Laimydorus* I am of LOOF's opinion that the species is closer to *Eudorylaimus* (guiding ring simple, tail bent ventrally) than to *Laimydorus*.

Epidorylaimus filicaudatus. – Maybe that this species is identical with *E. consobrinus*; the differences between them are hardly appreciable.

Epidorylaimus humilis. – I synonymize *Dorylaimus* (= *Eudorylaimus*) *incisus* with *E. humilis*. Both the description of THORNE and SWANGER (1936) and those of LOOF (1964) and TJEPKEMA, FERRIS and FERRIS (1971) show that there are no significant differences between these species.

Epidorylaimus lugdunensis. – Already in 1952 I synonymized *Dorylaimus reisingeri* with *lugdunensis* and although TJEPKEMA, FERRIS and FERRIS (1971) listed *reisingeri* as a separate species, I keep my former opinion. I even synonymize two further species with *lugdunensis*: *curvatus*

and *leptus*. TJEPKEMA, FERRIS and FERRIS write after examining the type specimens of *Dorylaimus curvatus*: "The differences between the two species (*curvatus* and *lugdunensis*) are so minor that they might be considered conspecific." Besides *curvatus* also *Eudorylaimus leptus* agrees very well with *lugdunensis*, so that I hardly doubt that all they belong to one and the same species.

Epidorylaimus muscorum. — An incompletely described species. Since its vulva opens unusually far forward I order it with reservation into the genus *Epidorylaimus*.

Allodorylaimus n. gen.

Qudsianematidae. Body length varying from 0.9 to 3.3 mm. Cuticle smooth, occasionally very finely striated. Head set off from body in almost every species, lips rounded or angular. Amphid cup-shaped. Spear moderately long, 15 to 27 μ m, as long as labial width or a little longer; aperture 1/4 to 1/2 of its length. Guiding ring simple. Oesophagus enlarged near middle. Prerectum one to three times as long as rectum. Vulva longitudinal or transversal, with cuticularized lips, vagina thick, gonads amphidelphic. Males frequent. Ventromedial supplements 5 to 20, practically contiguous with the adanal pair, i.e. there is no precloacal space between them; hindermost supplement(s) lying level with spicula. Tail of both sexes similar and equal in length, generally bent ventrally, sometimes straight, conoid or dorsal-convex, as long to twice as long as anal diameter.

Type-species: *Dorylaimus uniformis* THORNE & SWANGER, 1936 = *Allodorylaimus uniformis* (THORNE & SWANGER, 1936) n. comb.

The new genus resembles *Eudorylaimus* very much but differs from that in the absence of the so-called "precloacal space" between the ventromedial row and the adanal pair of supplements. The hindermost one to three supplements are located at level of the spicula. It is possible that some of the species known recently in female forms only and ordered provisionally to the genus *Eudorylaimus* should later be transferred to *Allodorylaimus*. *Allodorylaimus* can be distinguished from *Epidorylaimus* n. gen. in having much shorter tails in both sexes.

Nineteen species may be listed here:

A. *allgeni* (ANDRÁSSY, 1958) n. comb.

Dorylaimus allgeni ANDRÁSSY, 1958

Eudorylaimus allgeni (ANDRÁSSY, 1958) ANDRÁSSY, 1959

Dorylaimus carteri apud ALLGÉN, 1929

A. *alpinus* (STEINER, 1914) n. comb.

Dorylaimus alpinus STEINER, 1914

Eudorylaimus alpinus (STEINER, 1914) ANDRÁSSY, 1959

Eudorylaimus sp. apud LOOF, 1961

A. *americanus* n. nom.

Eudorylaimus irritans apud TJEPKEMA, FERRIS & FERRIS, 1971

A. *andrassyi* (MEYL, 1955) n. comb.

Dorylaimus andrassyi MEYL, 1955

Eudorylaimus andrassyi (MEYL, 1955) ANDRÁSSY, 1959

[Nec *Eudorylaimus andrassyi* apud TJEPKEMA, FERRIS & FERRIS, 1971 = *Allodorylaimus ferrisorum!*]

[Nec *Eudorylaimus andrassyi* apud THORNE, 1974 = *Eudorylaimus magistri!*]

- A. bokori** (ANDRÁSSY, 1959) n. comb.
Dorylaimus bokori ANDRÁSSY, 1959
Eudorylaimus bokori (ANDRÁSSY, 1959) ANDRÁSSY, 1959
- A. diadematus** (COBB in THORNE & SWANGER, 1936) n. comb.
Dorylaimus diadematus COBB in THORNE & SWANGER, 1936
Eudorylaimus diadematus (COBB in THORNE & SWANGER, 1936) ANDRÁSSY, 1959
Dorylaimus cinctus COBB in THORNE & SWANGER, 1936
Eudorylaimus cinctus (COBB in THORNE & SWANGER, 1936) TJEPKEMA, FERRIS & FERRIS, 1971
- A. digiturus** (THORNE, 1939) n. comb.
Dorylaimus digiturus THORNE, 1939
Eudorylaimus digiturus (THORNE, 1939) ANDRÁSSY, 1959
- A. ferrisorum** n. nom.
Eudorylaimus andrassyi apud TJEPKEMA, FERRIS & FERRIS, 1971
- A. granuliferus** (COBB, 1893) n. comb.
Dorylaimus granuliferus COBB, 1893
Eudorylaimus granuliferus (COBB, 1893) ANDRÁSSY, 1959
Dorylaimus micrurus DADAY, 1905
Dorylaimus carteri micrurus DADAY, 1905 (MICOLETZKY, 1922)
Dorylaimus menzeli BALLY & RAYDON, 1931
Dorylaimus yucatanensis CHITWOOD, 1938
Eudorylaimus yucatanensis (CHITWOOD, 1938) GOODEY, 1963
Dorylaimus reynecki VAN DER LINDE, 1938
Eudorylaimus reynecki (VAN DER LINDE, 1938) TJEPKEMA, FERRIS & FERRIS, 1971
- A. holdemani** (ANDRÁSSY, 1959) n. comb.
Dorylaimus holdemani ANDRÁSSY, 1959
Eudorylaimus holdemani (ANDRÁSSY, 1959) ANDRÁSSY, 1959
- A. husmanni** (ALTHERR, 1972) n. comb.
Eudorylaimus husmanni ALTHERR, 1972
- A. irritans** (COBB in THORNE & SWANGER, 1936) n. comb.
Dorylaimus irritans COBB in THORNE & SWANGER, 1936
Eudorylaimus irritans (COBB in THORNE & SWANGER, 1936) ANDRÁSSY, 1959
 [Nec *Eudorylaimus irritans* apud TJEPKEMA, FERRIS & FERRIS = *Allo-dorylaimus americanus*!]
- A. parasimilis** (KREIS, 1963) n. comb.
Dorylaimus parasimilis KREIS, 1963
Eudorylaimus parasimilis (KREIS, 1963) ANDRÁSSY, 1969
- A. piracicabensis** (LORDELLO, 1955) n. comb.
Dorylaimus piracicabensis LORDELLO, 1955
Eudorylaimus piracicabensis (LORDELLO, 1955) ANDRÁSSY, 1959

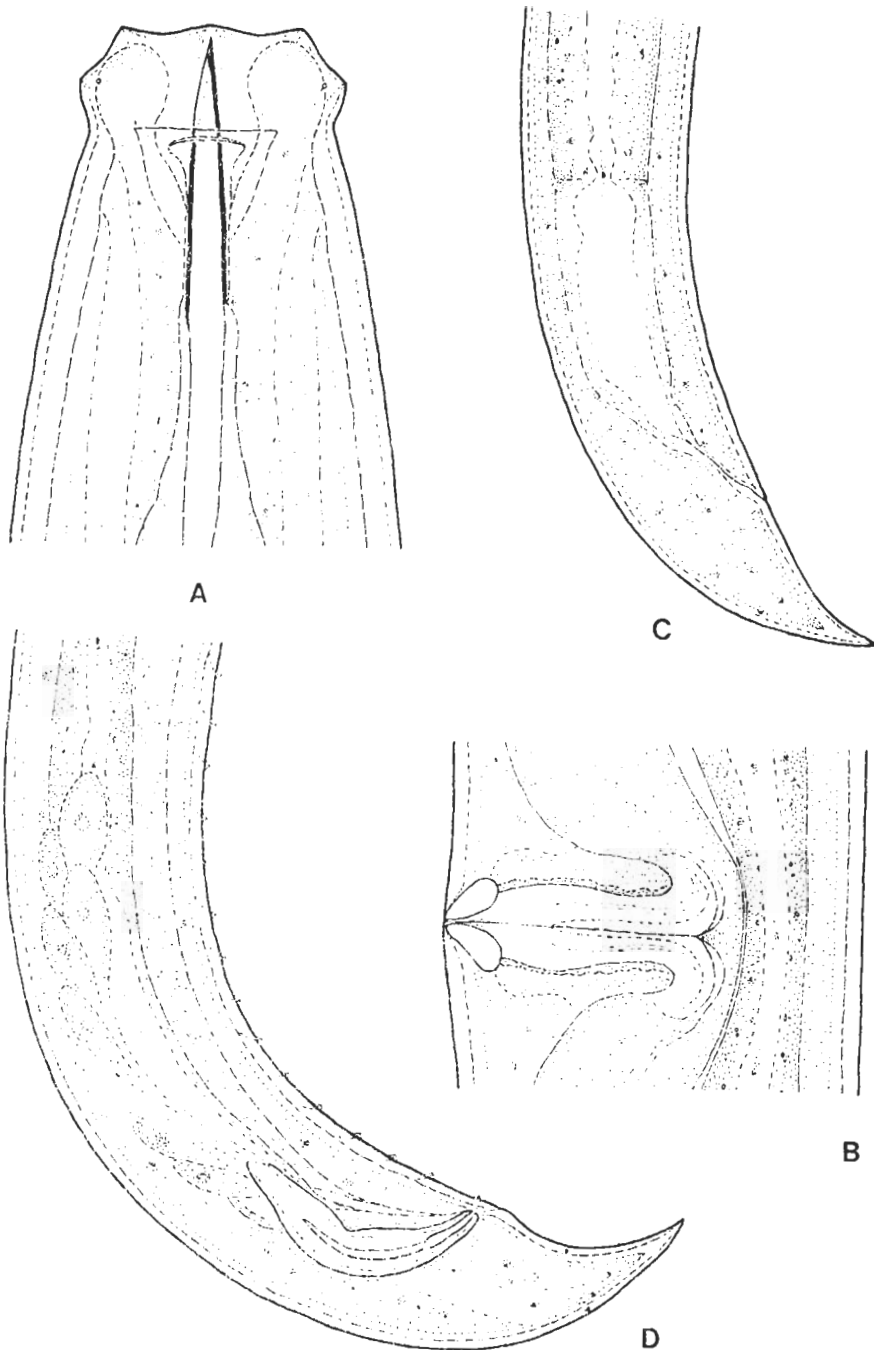


Fig. 2. *Allodorylaimus septentrionalis* (KREIS, 1963) n. comb. A: anterior end (1600 \times); B: vulval region (800 \times); C: female posterior end (430 \times); D: male posterior end (430 \times). Collected in Alesund, Seitzbergen, Norway, in ground water. ♀: L = 2.42 mm; a = 45; b = 5.0; c = 47; V = 49%; c' = 1.5; spear: 21 μ m. ♂: L = 2.50 mm; a = 42; b = 5.4; c = 44; PO: 14

- A. robustus** (THORNE, 1974) n. comb.
Eudorylaimus robustus THORNE, 1974
- A. santosi** (MEYL, 1957) n. comb.
Dorylaimus santosi MEYL, 1957
Eudorylaimus santosi (MEYL, 1957) ANDRÁSSY, 1959
- A. septentrionalis** (KREIS, 1963) n. comb.
Dorylaimus septentrionalis KREIS, 1963
Eudorylaimus septentrionalis (KREIS, 1963) ANDRÁSSY, 1969
- A. tarkoenensis** (ANDRÁSSY, 1959) n. comb.
Eudorylaimus tarkoenensis ANDRÁSSY, 1959
Dorylaimus sp. apud ANDRÁSSY, 1952
- A. uniformis** (THORNE, 1929) n. comb.
Dorylaimus uniformis THORNE, 1929
Eudorylaimus uniformis (THORNE, 1929) ANDRÁSSY, 1959
Dorylaimus acuticauda apud STEINER, 1916

Key to the species of Allodorylaimus

- 1 Tails of both sexes ventrally curved. 2
 — Tails of both sexes straight or slightly bent dorsally*. 16
- 2 Ventromedial supplements 5. — ♀ unknown. ♂: L = 1,9 mm; a = 39; b = 5.7; c = 48; PO: 5. (Hungary, Soviet Union [Georgia].)
bokori (ANDRÁSSY)
- Ventromedial supplements 9 or more. 3
- 3 Body 2 mm or longer. 4
 — Body shorter than 2 mm. 9
- 4 Body very large, more than 3 mm. — ♀ unknown. ♂: L = 3.3 mm; a = 37; b = 6.1; c = 57; PO: 14. (Iceland.)
parasimilis (KREIS)
- Body maximum 2.5 mm long. 5
- 5 Tail very short, hardly as long as one anal body diameter. — ♀ unknown. ♂: L = 2.2 mm; a = 22–25; b = 3.8–5.7; c = 51–61; PO: 14–15. (Hol- land, Switzerland.)
alpinus (STEINER)
- Tail conspicuously longer than one anal diameter. 6
- 6 Ventromedial supplements 9 to 13; vagina half as long as body diameter. . . 7
 — Ventromedial supplements 13 to 18; vagina about two-thirds body diameter long. 8
- 7 Lips angular, cephalic region well set off from body; female tail with numer- ous subventral blisters. — ♀: L = 2.0–2.6 mm; a = 26–37; b = 4.3–4.9;

* In one case the male tail is ventrally curved.

- c = 33–40; V = 50%. ♂: L = 1.8–2.1 mm; a = 24–27; b = 4.1–4.5; c = 29–50; PO: 9–13. (Sweden)
- husmanni** (ALTHERR)
- Lips rounded, cephalic region slightly set off from body; female tail without blisters. – ♀: L = 2.2 mm; a = 29–33; b = 5.3–6.0; c = 37–41; V = 46–47%. ♂: L = 1.8–1.9 mm; a = 27–31; b = 5.1–5.5; c = 36–38; PO: 10–12. (Holland, West Germany, Soviet Union [Far East], Israel.)
- andrassyi** (MEYL)
- 8 Body slender (a = 40–46); tail comparatively short (c = 40–54). – ♀: L = 2.4–2.7 mm; a = 40–46; b = 5.0–5.4; c = 40–54; V = 48–52%. ♂: L = 2.3–2.5 mm; a = 36–45; b = 4.2–5.4; c = 34–46; PO: 13–16. (Spitzbergen, Iceland.)
- septentrionalis** (KREIS)
- Body less slender (a = 30); tail longer (c = 25). – ♀: L = 2.4 mm; a = 30; b = 4.5; c = 25; V = 49%. ♂: L = 2.1 mm; a = 29; b = 4.3; c = 31; PO: 14–18. (Austria, Soviet Union [Russia, Georgia], United States [Colorado, Utah].)
- uniformis** (THORNE & SWANGER)
- 9 Body hardly 1 mm long; tail twice anal diameter. – ♀: L = 0.9–1.0 mm; a = 30–33; b = 3.6–4.4; c = 26–32; V = 50–54%. ♂: L = 0.8–1.0 mm; a = 35–40; b = 4.2–4.4; c = 30–33; PO: 13–15. (Brazil, United States.)
- santosi** (MEYL)
- Body distinctly longer than 1 mm; tail shorter than two anal diameters. . . 10
- 10 Ventromedial supplements 10–13. 11
- Ventromedial supplements 14–18. 15
- 11 Lip region continuous with neck, not set off. 12
- Lip region distinctly set off. 13
- 12 Tail tip digitiform, cylindrical. – ♀ unknown. ♂: L = 1.3 mm; a = 28; b = 5.2; c = 24; PO: 11. (Holland.)
- digiturus** (THORNE)
- Tail tip not digitiform, conical. – ♀: L = 1.3 mm; a = 21–26; b = 4.2–4.4; c = 27–29; V = 53%. ♂: L = 1.1 mm; a = 29; b = 4.1; c = 35; PO: 12. (Hungary, Soviet Union [Lithuania].)
- tarkoenensis** (ANDRÁSSY)
- 13 Small species, 1.2 mm. – ♀: L = 1.2 mm; a = 18 (?); b = 4; c = 37; V = 50%. ♂: L = 1.2 mm; a = 24; b = 3.9; c = 35; PO: 12–13. (Sweden, Romania, Bulgaria.)
- allgeni** (ANDRÁSSY)
- Larger species, 1.8–1.9 mm. 14
- 14 Spear 27 μ m long, aperture 1/2 of its length; tail subdigitate. – ♀: L = 1.9 mm; a = 24; b = 4.0; c = 36; V = 55%. ♂: L = 1.9 mm; a = 24; b = 4.3; c = 41; PO: 12–13. (Bulgaria, Italy, Nepal.)
- holdemani** (ANDRÁSSY)

- Spear 15 μ , long, aperture 1/3 of its length; tail uniformly conoid. — ♀: L = 1.8 mm; a = 30; b = 4.3; c = 36; V = 56%. ♂: L = 1.6 mm; a = 28; b = 3.9; c = 28; PO: 11. (United States: South Dakota.)
robustus (THORNE)
- 15 Body 1.5–2.0 mm, spear 15–17 μ m, shorter than labial diameter. — ♀: L = 1.5–2.0 mm; a = 28–35; b = 4.3–6.3; c = 29–43; V = 47–53%. ♂: L = 1.6–1.8 mm; a = 29–36; b = 4.1–5.3; c = 34–43; PO: 14–18 (20). (United States: Indiana.)
ferrisorum n. nom.
- Body 0.9–1.3 mm; spear 18–20 μ m, longer than labial diameter. — ♀: L = 0.9–1.3 mm; a = 19–28; b = 3.2–3.9; c = 23–36; V = 50–58%. ♂: L = 1.3 mm; a = 27; b = 3.8; c = 47; PO: 18. (Brazil.)
piracicabensis (LORDELLO)
- 16 Male tail bent ventrally. — ♀: L = 1.1–1.4 mm; a = 23–27; b = 3.6–5.6; c = 20–26; V = 47–53%. ♂: L = 1.2 mm; a = 25; b = 4.0; c = 26; PO: 9–10. (Yugoslavia, Italy, Soviet Union [Georgia], South Africa, Jamaica, Venezuela, Brazil.)
diadematus (COBB in THORNE & SWANGER)
- Male tail straight or slightly bent dorsally (dorsal-convex). 17
- 17 Ventromedial supplements 14; spicula 63 μ m long. — ♀: L = 1.2–1.7 mm; a = 22–32; b = 3.5–4.4; c = 30–50; V = 46–53%. ♂: L = 1.7 mm; a = 30; b = 4.0; c = 37; PO: 14. (United States: Indiana.)
americanus n. nom.
- Ventromedial supplements 7–9; spicula 85–95 μ m long. 18
- 18 Prerectum very short, only as long as rectum; lips rounded. — ♀: L = 1.4–1.9 mm; a = 20–35; b = 4.0–4.9; c = 29–50; V = 48–58%. ♂: L = 1.5–1.6 mm; a = 21–34; b = 3.4–4.6; c = 32–56; PO: 8–9. (Czechoslovakia, Switzerland, Mongolia, Japan, Java, Sumatra, Fiji, Mauritius, United States [New York, Indiana, Hawaii], Trinidad, Suriname, Venezuela, Brazil, Paraguay.)
granuliferus (COBB)
- Prerectum about twice as long as rectum; lips angular. — ♀: L = 1.4 mm; a = 21; b = 3.6; c = 36; V = 50%. ♂: L = 1.5 mm; a = 32; b = 4.7; c = 36; PO: 7. (Jamaica.)
irritans (COBB in THORNE & SWANGER)

Remarks

Allodorylaimus alpinus. — The *Eudorylaimus* spec. (3) described by LOOF (1961) from the DE MANIAN material seems to be conspecific with STEINER's species. The body length agrees exactly (2.2 mm) with *alpinus*, the tail is similar in length and form, and also the number of the ventromedial supplements corresponds well to that of *alpinus* (14 : 15).

Allodorylaimus americanus. — See *A. irritans*.

Allodorylaimus andrassyi. — This species has been mentioned several times in the literature but neither the "andrassyi" of TJEPEKEMA, FERRIS and FERRIS (1971) nor of THORNE (1974) is identical with MEYL's species. The form found by TJEPEKEMA, FERRIS and FERRIS is smaller (1.5–2.0 versus 2.2 mm), its prerectum longer (3 versus 2 anal diameters), and the number of supplements greater (14–20 versus 11–12). Also the American authors stated these differences when they said: "This difference along with the other smaller differences may indicate that the Indiana specimens

do not actually belong to *E. andrassyi*." I propose a new name, *Allodorylaimus ferrisorum* n. nom., for this form. THORNE's "andrassyi" does belong to a third species. It differs from the true *andrassyi* by the shorter body (1.7 versus 2.2 mm), the less numerous supplements (8–9 versus 11–12) and the presence of a precloacal space; besides, the cuticle is much thicker on the American specimens. This species is renamed here after the late great master of nematology, Dr. THORNE, as *Eudorylaimus magistri* n. nom. It must be mentioned finally that *andrassyi* of MEYL is not conspecific with *Dorylaimus* sp. apud ANDRÁSSY, 1952 as MEYL supposed. Also ALTHERR (1972) perceived the differences between them when he said that MEYL's species is much longer (2.2 versus 1.3 mm) and its spicula larger (60 versus 39 μ m). The *Dorylaimus* sp. mentioned above was named by me (1959) as *Eudorylaimus tarkoenensis*.

Allodorylaimus diadematus. — Long ago (1950) I synonymized *Dorylaimus cinctus* with *D. diadematus*. ТЪРКЕМА, FERRIS and FERRIS (1971) considered *cinctus* as a good species owing to the larger „b” value and the wider anal body diameter. These are however so insignificant differences that I adhere to my old opinion.

Allodorylaimus ferrisorum. — See *A. andrassyi*.

Allodorylaimus granuliferus. — Although ТЪРКЕМА, FERRIS and FERRIS listed *Eudorylaimus reynecki* as a separate species, I hold my old view (1959) on the identity of *granuliferus* and *reynecki*.

Allodorylaimus irritans. — The species described under the name "irritans" by ТЪРКЕМА, FERRIS and FERRIS (1971) essentially differs in two respects from the species of THORNE and SWANGER (1936): the number of supplements is 14 (versus 7) and the spicula are 63 μ m long (versus 95 μ m). I propose for it the new name *Allodorylaimus americanus* n. nom.

Microdorylaimus n. gen.

Qudsianematidae. Body small, 0.3–0.8 mm, fairly plump. Cuticle smooth. Lips angular, labial region set off from neck. Amphid caliciform, generally large. Spear moderately developed, 8 to 12 μ m long, about as long as labial diameter, with aperture occupying 1/3 or 1/4 of its length. Spear extension encircled by a bulb-like muscular swelling. Oesophagus long, nearly 1/3 of total body length ($b = 2.7–3.8$), suddenly expanded in its posterior 2/5. Vulva transverse, not or only weakly cuticularized, post-equatorial to 62% of body length. Female genital organ amphidelphic, short. Males extremely rare, known in two species only. Ventromedial supplements spaced, 3 to 8 in number; no precloacal space. Tails in both sexes similar, conoid, predominantly ventrally curved, one to three anal diameters long.

Type-species: *Dorylaimus parvus* DE MAN, 1880 = *Microdorylaimus parvus* (DE MAN, 1880) n. comb.

The brief characteristics of *Microdorylaimus* are the small body, the long and far back expanded oesophagus, the posterior position of the hardly cuticularized vulva, the conoid tail and the rarity or absence of males. The new genus differs from *Eudorylaimus* ANDRÁSSY, 1959 in the small body and the combination of the above mentioned features.

Fourteen species may be ordered here:

M. angleus (THORNE, 1974) n. comb.

Eudorylaimus angleus THORNE, 1974

M. diminutivus (THORNE & SWANGER, 1936) n. comb.

Dorylaimus diminutivus THORNE & SWANGER, 1936

Eudorylaimus diminutivus (THORNE & SWANGER, 1936) ANDRÁSSY, 1959

M. longicollis (BRZESKI, 1964) n. comb.

Eudorylaimus longicollis BRZESKI, 1964

- M. minor** (COBB in THORNE & SWANGER, 1936) n. comb.
Dorylaimus minor COBB in THORNE & SWANGER, 1936
Eudorylaimus minor (COBB in THORNE & SWANGER, 1936) ANDRÁSSY, 1959
- M. minusculus** (LOOS, 1946) n. comb.
Enchodelus minusculus LOOS, 1946
Eudorylaimus minusculus (LOOS, 1946) SIDDIQI, 1969
- M. miser** (THORNE & SWANGER, 1936) n. comb.
Dorylaimus miser THORNE & SWANGER, 1936
Eudorylaimus miser (THORNE & SWANGER, 1936) ANDRÁSSY, 1959
Dorylaimus minutissimus ALTHERR, 1950
- M. modestus** (ALTHERR, 1952) n. comb.
Dorylaimus modestus ALTHERR, 1952
Eudorylaimus modestus (ALTHERR, 1952) ANDRÁSSY, 1959
- M. modicus** (KIRJANOVA, 1951) n. comb.
Dorylaimus modicus KIRJANOVA, 1951
Eudorylaimus modicus (KIRJANOVA, 1951) ANDRÁSSY, 1959
- M. parvissimus** (ELIAVA & BAGATURIA, 1968) n. comb.
Eudorylaimus parvissimus ELIAVA & BAGATURIA, 1968
Eudorylaimus modestus apud THORNE, 1964 (n. syn.)
- M. parvus** (DE MAN, 1880) n. comb.
Dorylaimus parvus DE MAN, 1880
Dorylaimus carteri parvus DE MAN, 1880 (MICOLETZKY, 1922)
Eudorylaimus parvus (DE MAN, 1880) ANDRÁSSY, 1959
 [Nec *Dorylaimus parvus* apud THORNE & SWANGER, 1936 = *Eudorylaimus paucipapillatus!*]
- M. profestus** (ANDRÁSSY, 1963) n. comb.
Eudorylaimus profestus ANDRÁSSY, 1963
- M. rapsoides** (HEYNS & LAGERWEY, 1965) n. comb.
Eudorylaimus rapsoides HEYNS & LAGERWEY, 1965
- M. rapsus** (HEYNS, 1963) n. comb.
Eudorylaimus rapsus HEYNS, 1963
- M. thornei** (TJEPKEMA, FERRIS & FERRIS, 1971) n. comb.
Eudorylaimus thornei TJEPKEMA, FERRIS & FERRIS, 1971

Key to the species of Microdorylaimus

- 1 Tail straight, dorsally convex-conoid, with blunt terminus. 2
 — Tail ventrally bent, more or less pointed. 4
- 2 Head continuous with neck, lips amalgamated. — ♀: L = 0.37–0.39 mm; a = 17–24; b = 3.1–3.4; c = 17–21; V = 55–58%. ♂ unknown. (South Africa.)
rapsoides (HEYNS & LAGERWEY)
 — Head set off from neck, lips more or less separate. 3

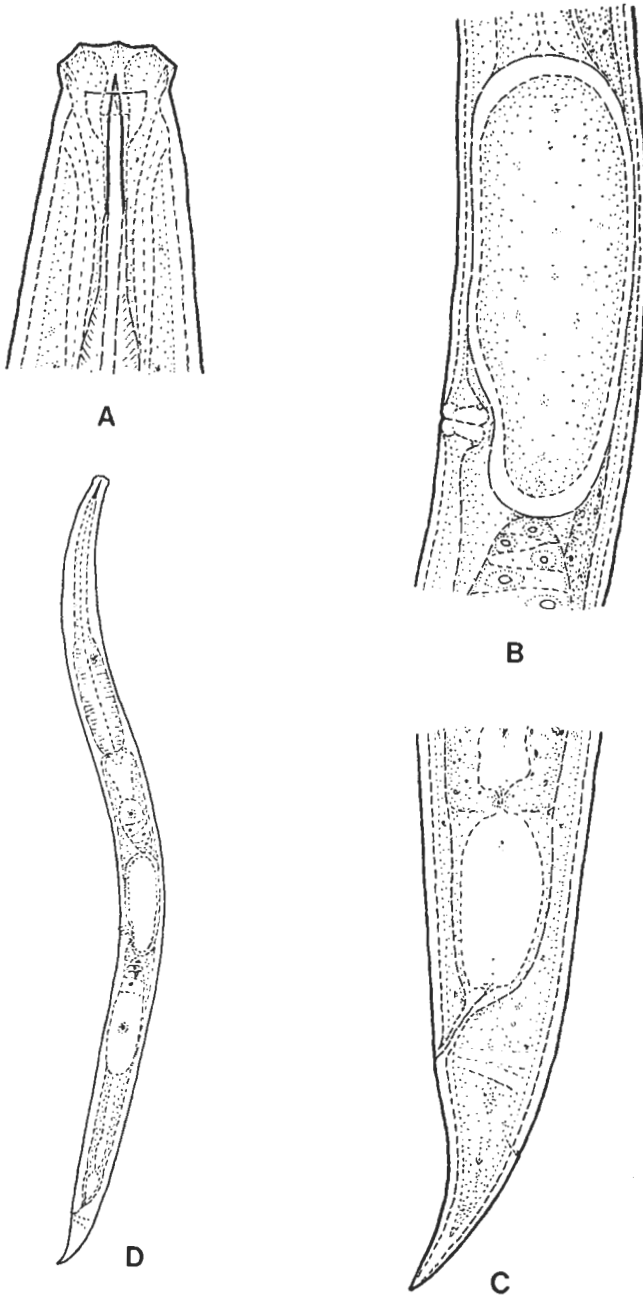


Fig. 3. *Microdorylaimus longicollis* (BRZESKI, 1964) n. comb. A: anterior end (1600 \times); B: vulval region (1000 \times); C: posterior end (1000 \times); D: female (210 \times). Collected in Gyékényes, Hungary, in litter of a hornbeam forest. ♀: L = 0.48 mm; a = 19; b = 2.9; c = 19; V = 58%; c' = 1.8; spear: 10 μ m

- 3 Smaller species, 0.5–0.6 mm; vulva in 56–60% of body length. — ♀: L = 0.54–0.63 mm; a = 15–21; b = 2.9–3.7; c = 16–34; V = 56–60%. ♂: L = 0.42 mm; a = 19; b = 3.0; c = 17; PO: 3. (Holland, Hungary, Soviet Union [Georgia], United States [Utah, Texas, Minnesota, North- and South Dakota], Venezuela.)
miser (THORNE & SWANGER)
- Larger species, 0.7–0.8 mm; vulva in 52–53% of body length. — ♀: L = 0.7–0.8 mm; a = 29–31; b = 3.2–3.5; c = 24–26; V = 52–53%. ♂ unknown. (Soviet Union: Uzbekistan.)
modicus (KIRJANOVA)
- 4 Tail about three anal diameters long. 5
- Tail one to two anal diameters long. 7
- 5 Tail strongly curved, hook-like; body 0.7–0.9 mm. — ♀: L = 0.73–0.96 mm; a = 28–35; b = 3.4–3.9; c = 16–29; V = 50–54%. ♂ unknown. (United States: Indiana.)
thornei (TJEPKEMA, FERRIS & FERRIS)
- Tail slightly curved, not hook-like; body 0.4–0.5 mm. 6
- 6 Vulva far from body center, in 3/5 of total length. — ♀: L = 0.50–0.53 mm; a = 23–24; b = 3.1; c = 13–15; V = 59–61%. ♂ unknown. (Sri Lanka.)
minuseculus (LOOS)
- Vulva near middle of body. — ♀: L = 0.45–0.48 mm; a = 22–27; b = 3.0–3.1; c = 10–11; V = 47%. ♂ unknown. (Soviet Union [Georgia], Japan, Venezuela, Brazil.)
minor (COBB in THORNE & SWANGER)
- 7 Tip of tail sharply pointed. 8
- Tip of tail bluntly rounded and somewhat digitate. 11
- 8 Subcuticle in tail strikingly thickened dorsally. — ♀: L = 0.70–0.81 mm; a = 28–33; b = 3.5–4.0; c = 23–27; V = 59–60%. ♂ unknown. (Argentina.)
profestus (ANDRÁSSY)
- Subcuticle in tail not thickened dorsally. 9
- 9 Lips strongly angular with protruding papillae. — ♀: L = 0.5 mm; a = 25; b = 3.0; c = 16; V = 56%. ♂ unknown. (United States: South Dakota.)
angleus (THORNE)
- Lips less angular, papillae not protruding. 10
- 10 Very small species, 0.37–0.51 mm; aperture 1/3 of spear length. — ♀: L = 0.37–0.51 mm; a = 15–19; b = 2.7–3.3; c = 12–16; V = 48–60%. ♂ unknown. (Poland, Hungary, Soviet Union [Georgia].)
longicollis (BRZESKI)
- Somewhat larger species, 0.47–0.65 mm; aperture 1/2 of spear length. — ♀: 0.47–0.65 mm; a = 18–31; b = 3.2–4.0; c = 15–20; V = 51–55%. ♂: L = 0.50–0.63 mm; a = 21; b = 3.6; c = 17–18; PO: 5–8. (Holland, Germany, Switzerland, Denmark, Spitzbergen, Poland, Czechoslovakia, Austria, Hungary, Soviet Union [Russia, Estonia, Latvia, Lithuania, Georgia, Kirghizia, Tadzhikistan, Azerbaijan].)
parvus (DE MAN)

- 11 Aperture occupying almost 1/2 of spear length. 12
- Aperture occupying 1/5 of spear length. 13
- 12 Tail about as long as anal diameter; spear shorter than labial width. - ♀:
L = 0.4-0.5 mm; a = 17; b = 3.3; c = 23; V = 57%. ♂ unknown. (United States: California.)
diminutivus (THORNE & SWANGER)
- Tail nearly twice as long as anal diameter; spear equal in length with labial width. - ♀: L = 0.33-0.60 mm; a = 12-21; b = 2.9-3.8; c = 12-19; V = 59-62%. ♂ unknown. (South Africa, United States [Indiana].)
rapsus (HEYNS)
- 13 Tail tip digitate. - ♀: L = 0.4 mm; a = 15-19; b = 3.3-3.5; c = 12-19; V = 59-60%. ♂ unknown. (Soviet Union [Georgia], Canada, United States [Nebraska, South Dakota].)
parvissimus (ELIAVA & BAGATURIA)
- Tail tip not digitate. - ♀: L = 0.42-0.43 mm; a = 18-19; b = 3.0-3.2; c = 16-17; V = 56-57%. ♂ unknown. (Switzerland, Hungary, Italy, Soviet Union [Georgia], Ghana.
modestus (ALTHERR)

Remarks

Microdorylaimus longicollis. - TJEPEKEMA, FERRIS and FERRIS synonymized this species with *Eudorylaimus rapsus*. I rather doubt the validity of this synonymization: *longicollis* has a tail of different shape, more slender and sharply pointed. It seems to be closer to *Microdorylaimus parvus* if not conspecific with that.

Microdorylaimus minor. - There is a single feature in which it is different from the other representatives of the genus: both THORNE and SWANGER (1936) and LOOF (1964) found the vulva to be a little pre-equatorial (in 47% of body length).

Microdorylaimus miser. - I place this species provisionally under *Microdorylaimus*; the labial region is slightly set off and the tail straight, not bent ventrally.

Microdorylaimus rapsoides. - I wonder if it is a valid *Microdorylaimus*. The small body, the structure of oesophagus, the shape and length of spear and the post-equatorial vulva well correspond to the generic characters, the head is however not set off in any manner and the tail straight.

Qudsianema JAIRAJPURI, 1965

Qudsianematidae. Body small, 0.6-0.7 mm. Cuticle smooth. Head not set off, lips angular. Amphid caliciform. Spear short, 8-9 μ m, equal with labial diameter, aperture occupying 1/3 of its length. Guiding ring single. Spear extension with basal muscular swelling. Oesophagus long, gradually widening behind middle, basal expansion "bibulbar", i.e. with double swellings. Prerectum relatively long. Vulva transverse, with thin cutinularized liplets. Female genital organ amphidelphic, short. Male unknown. Tail conoid, bent ventrally.

Type-species: *Qudsianema amabile* JAIRAJPURI, 1965.

Similar to *Eudorylaimus* ANDRÁSSY, 1959 and *Microdorylaimus* n. gen. but differs from them in the peculiar shape of the oesophagus.

One species:

Q. amabile JAIRAJPURI, 1965

Eudorylaimus amabilis (JAIRAJPURI, 1965) SIDDIQI, 1966

Remarks

JAIRAJPURI (1965) placed his genus *Qudsianema* under the family Leptonchidae, and established a new subfamily, Qudsianematinae, for it. SIDDIQI not accepting the bibulbar appearance of the oesophagus for diagnostic value first (1966) synonymized the genus with *Eudorylaimus* and the subfamily with Dorylaiminae, later (1969) acknowledged JAIRAJPURI's subfamily as valid and raised it to family rank. He placed the following genera under Qudsianematidae: *Eudorylaimus* ANDRÁSSY, 1959 (Syn. *Qudsianema* JAIRAJPURI, 1965, *Crassolabium* YEATES, 1967), *Labronema* THORNE, 1939 (Syn. *Wuoldinema* BRZESKI, 1960) and *Kochinema* HEYNS, 1963. In my book (1976) I also accepted the family name Qudsianematidae and listed eleven genera under it, among them the genus *Qudsianema*, too, regarding it as valid.

In my opinion, the bibulbarity of the oesophagus seems to be an acceptable characteristic for the genus *Qudsianema*. JAIRAJPURI illustrated this feature on two different animals so that it seems to be constant. That such a shape may occur on the enlarged portion of oesophagus, I observed on an other species, *Eudorylaimus paradoxus* LOOF, 1975. In the paratype specimens of this species the oesophagus shows a quite similar picture as in JAIRAJPURI's animals: it is distinctly "bibulbar". By the way, I place *paradoxus* under the family Nordiidae and provisionally to the genus *Rhyssocolpus* ANDRÁSSY, 1971 (the spear, spear extension and vulva correspond to the general characteristics of this genus). If it will be proved later that also *Qudsianema* belongs to Nordiidae, the subfamily name Eudorylaiminae KHAN & FATIMA, 1980 ought to be regarded as valid for *Eudorylaimus* and related forms.

Eudorylaimus ANDRÁSSY, 1959

Qudsianematidae. Body length varying between 0.9 and 3.5 mm. Cuticle smooth or, sometimes, very finely striated. Head generally well set off from body, lips predominantly angular and separate, occasionally amalgamated. Amphid stirrup-shaped or caliciform, well developed. Atrium comparatively wide, spear moderately long, 11 to 38 μm , one to one and a half times as long as labial width. Guiding ring simple, elevated. Oesophagus enlarges generally a little posterior to its middle. Prerectum one to five times as long as anal diameter. Vulva transverse or, rarely, longitudinal, always with very distinct cuticularized liplets; vagina massive. Gonads paired, well developed. Males known in 45 per cent of the species. Ventromedial supplements 3 to 18, spacious; precloacal space between the ventromedial row and adanal pair of supplements present. Tails in both sexes similar, conoid, one to three times as long as anal diameter, predominantly ventrally curved, rarely straight or a little bent dorsally; tip of tail pointed or finely rounded.

Type-species: *Dorylaimus carteri* BASTIAN, 1865 = *Eudorylaimus carteri* (BASTIAN, 1865) ANDRÁSSY, 1959.

The genus *Eudorylaimus* is still one of the biggest genera of the free-living Nematoda although much more homogeneous than was before the present new systematization. Nevertheless, it is still possible that one or the other species must be transferred in other genera in the future. Maybe that the homogeneity of the genus would be more pronounced if only species with ventrally curved tail were left in it. *Eudorylaimus* may be distinguished from the related genera as follows: *a*) from *Thonus* THORNE, 1974 by the conoid, not broadly rounded tail, the well developed atrium around the spear and the "elevated" guiding ring; *b*) from *Qudsianema* JAIRAJPURI, 1965 by the cylindrical expansion of oesophagus; *c*) from *Ecumenicus* THORNE, 1974 by the amphidelphic female gonads; *d*) from *Willinema* BAQRI & JAIRAJPURI, 1967 by the paired gonads and the conical tail; *e*) from *Labronema* THORNE, 1939 by the less robust body, the narrower lip region, the simple guiding ring, the less numerous supplements and the conoid tail; *f*) from *Metadorylaimus* JAIRAJPURI & GOODEY, 1966 by the much thinner

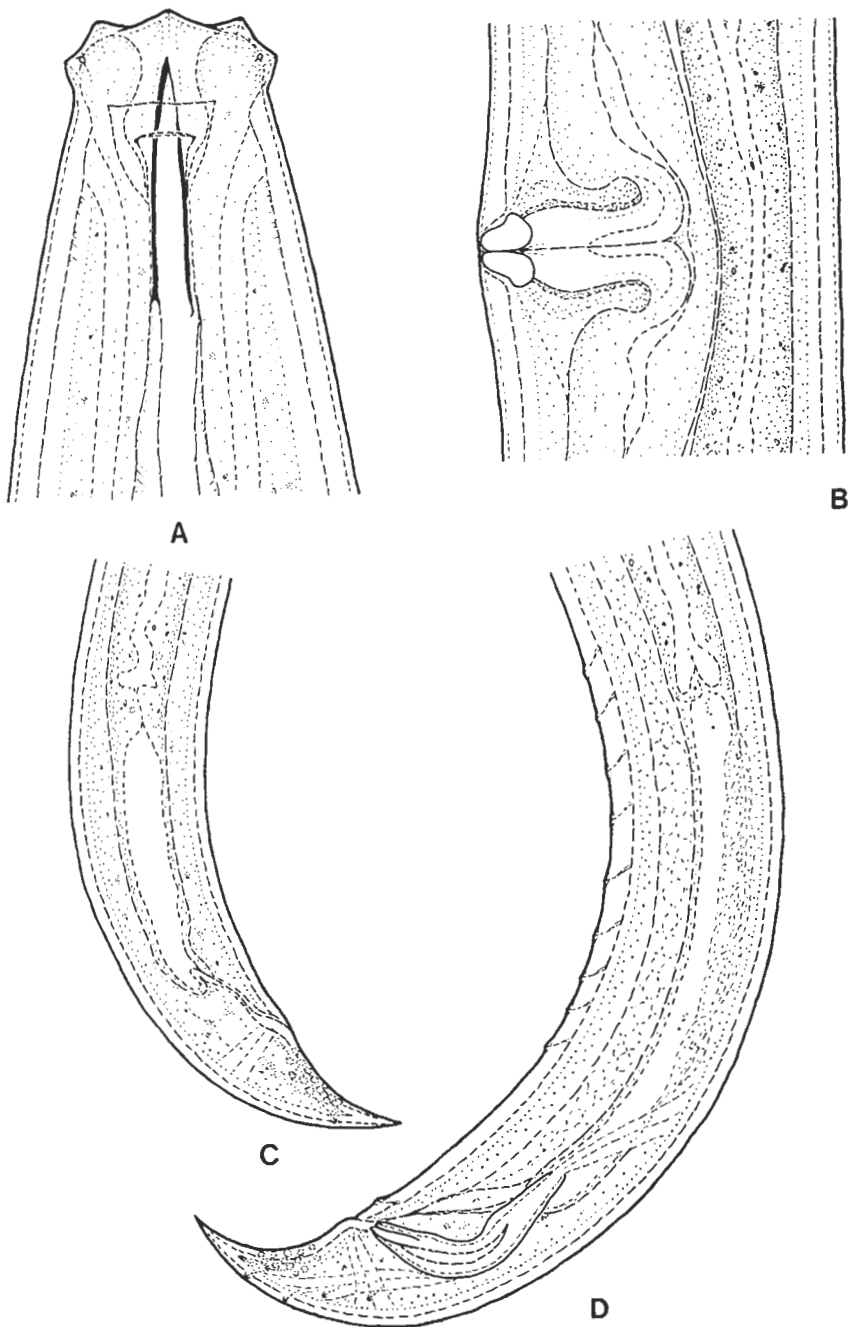


Fig. 4. *Eudorylaimus carteri* (BASTIAN, 1865) ANDRÁSSY, 1959. A: anterior end (1600 \times); B: vulval region (800 \times); C: female posterior end (430 \times); D: male posterior end (430 \times). Collected in Sikfőkút, Bükk Mountains, Hungary, from moss. ♀: L = 1.96 mm; a = 39; b = 4.7; c = 35; V = 55%; c' = 1.8; spear: 22 μ m. ♂: L = 2.0 mm; a = 40; b = 5.0; c = 40; c' = 1.4; PO: 9

spear and the conical tail; *g*) from *Oriverulus* SIDDIQI, 1971 by the smaller amphids, the shorter spear and the double ovaries; *h*) from *Epidorylaimus* n. gen. by the shorter tail, the predominantly transverse vulva and the presence of a precloacal space; *i*) from *Allodorylaimus* n. gen. by the presence of the precloacal space; *j*) from *Microdorylaimus* n. gen. by the larger body, the shorter oesophagus, the nearly equatorial position of vulva, the strongly cuticularized vulval lips and the frequency of males.

The following fifty-eight species belong to the genus:

- E. acuticauda** (DE MAN, 1880) ANDRÁSSY, 1959
Dorylaimus acuticauda DE MAN, 1880
Dorylaimus carteri acuticauda DE MAN, 1880 (MICOLETZKY, 1922)
Eudorylaimus georgiensis ELIAVA & BAGATURIA, 1968 (n. syn.)
[Nec *Dorylaimus acuticauda* apud STEINER, 1916 = *Allodorylaimus uniformis*!]
- E. acutus** (THORNE & SWANGER, 1936) ANDRÁSSY, 1959
Dorylaimus acutus THORNE & SWANGER, 1936
Dorylaimus subacutus ALTHERR, 1952
- E. altherri** TJEPKEMA, FERRIS & FERRIS, 1971
- E. antarcticus** (STEINER, 1916) YEATES, 1970
Dorylaimus antarcticus STEINER, 1916
Antholaimus antarcticus (STEINER, 1916) THORNE & SWANGER, 1936
- E. aquilonarius** TJEPKEMA, FERRIS & FERRIS, 1971
- E. arcus** (THORNE & SWANGER, 1936) ANDRÁSSY, 1959
Dorylaimus arcus THORNE & SWANGER, 1936
Aporcelaimus mulveyi BRZESKI, 1962
Eudorylaimus mulveyi (BRZESKI, 1962) TJEPKEMA, FERRIS & FERRIS, 1971
- E. bombilectus** ANDRÁSSY, 1962
Eudorylaimus bombilectoides ALTHERR, 1965 (n. syn.)
- E. brevis** (ALTHERR, 1952) ANDRÁSSY, 1959
Dorylaimus carteri brevis ALTHERR, 1952
Eudorylaimus indianensis TJEPKEMA, FERRIS & FERRIS, 1971 (n. syn.)
- E. bureshi** (ANDRÁSSY, 1958) ANDRÁSSY, 1959
Dorylaimus bureshi ANDRÁSSY, 1958
- E. carteri** (BASTIAN, 1865) ANDRÁSSY, 1959
Dorylaimus carteri BASTIAN, 1865
Dorylaimus carteri littoralis HOFMÄNNER, 1913
Dorylaimus carteri profunda HOFMÄNNER, 1913
Dorylaimus carteri apicatus MICOLETZKY, 1922
Dorylaimus fasciatus LINSTOW, 1879
Eudorylaimus varians THORNE, 1974 (n. syn.)
[Nec *Dorylaimus carteri* apud ALLGÉN, 1929 = *Allodorylaimus allgeni*!]

- E. centrocercus** (DE MAN, 1880 ANDRÁSSY, 1959
Dorylaimus centrocercus DE MAN, 1880
Mesodorylaimus centrocercus (DE MAN, 1880) GERAERT, 1966
Laimydorus centrocercus (DE MAN, 1880) SIDDIQI, 1969
Dorylaimus paracentrocercus DE CONINCK, 1935 (n. syn.)
Eudorylaimus paracentrocercus (DE CONINCK, 1935) ANDRÁSSY, 1959
Dorylaimus obesus COBB in THORNE & SWANGER, 1936 (n. syn.)
Eudorylaimus obesus (COBB in THORNE & SWANGER, 1936) ANDRÁSSY, 1959
- E. chauhani** (BAQRI & KHERA, 1975) n. comb.
Aporcelaimellus chauhani BAQRI & KHERA, 1975
- E. coloradensis** LOOF, 1971
Dorylaimus vestibulifer apud THORNE & SWANGER, 1936
- E. conicaudatus** THORNE, 1974
- E. coniceps** LOOF, 1975
- E. enckelli** ANDRÁSSY, 1967
- E. eremitus** (THORNE, 1939) ANDRÁSSY, 1959
Dorylaimus eremitus THORNE, 1939
- E. fransus** HEYNS, 1963
- E. franzi** ANDRÁSSY, 1967
- E. ibiti** LORDELLO, 1965
- E. imitatoris** GAGARIN, 1982
- E. iners** (BASTIAN, 1865) ANDRÁSSY, 1959
Dorylaimus iners BASTIAN, 1865
Dorylaimus gracilis DE MAN, 1876
Eudorylaimus gracilis (DE MAN, 1876) GOODEY, 1963
- E. isokaryon** LOOF, 1975
- E. junctus** (COBB in THORNE & SWANGER, 1936) ANDRÁSSY, 1959
Dorylaimus junctus COBB in THORNE & SWANGER, 1936
- E. jurassicus** (ALTHERR, 1953) ANDRÁSSY, 1959
Dorylaimus jurassicus ALTHERR, 1953
- E. leuckarti** (BÜTSCHLI, 1873) ANDRÁSSY, 1959
Dorylaimus leuckarti BÜTSCHLI, 1873
Dorylaimus carteri brevicaudatus MICOLETZKY, 1922
- E. lindbergi** ANDRÁSSY, 1960
Eudorylaimus curvicaudatus ELIAVA, 1968 (n. syn.)
- E. longicardius** THORNE, 1974
- E. lotharingiae** ALTHERR, 1963

- E. magistri** n. nom.
Eudorylaimus andrassyi apud THORNE, 1974
- E. maritimus** (DITLEVSEN, 1913) ANDRÁSSY, 1959
Dorylaimus maritimus DITLEVSEN, 1913
- E. maritus** ANDRÁSSY, 1959
- E. megadon** LOOF, 1971
- E. meridionalis** TJEPKEMA, FERRIS & FERRIS, 1971
- E. nodus** (THORNE & SWANGER, 1936) ANDRÁSSY, 1959
Dorylaimus nodus THORNE & SWANGER, 1936
- E. opisthystera** (ALTHERR, 1953) ANDRÁSSY, 1959
Dorylaimus opisthystera ALTHERR, 1953
- E. paesleri** ANDRÁSSY, 1964
- E. parabokori** ALTHERR, 1974
- E. paradiscolaimioideus** ALTHERR, 1976
- E. paramonovi** ELIAVA & BAGATURIA, 1968
- E. paucipapillatus** n. nom.
Dorylaimus parvus apud THORNE & SWANGER, 1936
- E. pectinatus** MUKHINA, 1970
- E. perspicuus** (ANDRÁSSY, 1958) ANDRÁSSY, 1959
Dorylaimus perspicuus ANDRÁSSY, 1958
- E. pseudocarteri** LOOF, 1975
- E. quadramphidius** ANDRÁSSY, 1963
- E. rugosus** (ANDRÁSSY, 1957) ANDRÁSSY, 1959
Dorylaimus rugosus ANDRÁSSY, 1957
- E. sabulophilus** TJEPKEMA, FERRIS & FERRIS, 1971
- E. schraederi** ALTHERR, 1974
- E. silvaticus** BRZESKI, 1960
Eudorylaimus noterophilus TJEPKEMA, FERRIS & FERRIS, 1971 (n. syn.)
- E. similis** (DE MAN, 1876) ANDRÁSSY, 1959
Dorylaimus similis DE MAN, 1876
Dorylaimus carteri similis DE MAN, 1876 (MICOLETZKY, 1922)
- E. spaulli** LOOF, 1975
- E. spongiophylus** BATALOVA, 1983
- E. subdigitalis** TJEPKEMA, FERRIS & FERRIS, 1971
- E. subunctus** LOOF, 1971

- E. truncatus* (COBB in THORNE & SWANGER, 1936) ANDRÁSSY, 1959
Dorylaimus truncatus COBB in THORNE & SWANGER, 1936
Dorylaimus cobbii THORNE, 1938
- E. turkestanicus* ELIAVA, 1968
- E. verrucosus* LOOF, 1975
- E. vestibulifer* (MICOLETZKY, 1922) ANDRÁSSY, 1959
Dorylaimus vestibulifer MICOLETZKY, 1922
[Nec *Dorylaimus vestibulifer* apud THORNE & SWANGER, 1936 = *Eudorylaimus coloradensis*!]

Key to the species of Eudorylaimus

- 1 Tail conspicuously bent ventrally. 2
- Tail straight or slightly curved dorsally. 50
- 2 Large species, body 2 mm or longer (to 3.5 mm). 3
- Smaller species, body shorter than 2 mm.* 19
- 3 Tail 2.5–3.5 times as long as anal diameter. 4
- Tail twice as long as anal diameter or shorter. 7
- 4 Spear robust, about 1/3 labial width; lips rounded. - ♀: L = 2.5 mm; a = 36; b = 6.3; c = 25; V = 48%. ♂ unknown. (Greenland.)
maritimus (Ditlevsen)
- Spear slender, about 1/6 labial width; lips angular. 5
- 5 Body about 2 mm long; spear 18–19 μm. - ♀: L = 2.1 mm; a = 27; b = 4.4–5.0; c = 24–25; V = 45–47%. ♂ unknown. (Soviet Union [Russia], Afghanistan, Mongolia.)
lindbergi (ANDRÁSSY)
- Body about 3 mm long; spear 30–35 μm. 6
- 6 Tail strongly curved, hook-like. - ♀: L = 2.6–3.0 mm; a = 40–46; b = 4.7–5.4; c = 38–45; V = 50–53%. ♂: L = 2.6–3.2 mm; a = 45–53; b = 4.6–5.5; c = 46–52; PO: 9–12. (Soviet Union: Lake Baikal.)
spongiophylus BATALOVA
- Tail slightly curved, not hook-like. - ♀: L = 2.7 mm; a = 50; b = 4.4; c = 28; V = 49%. ♂ unknown. (France.)
lotharingiae ALTHERR
- 7 Spear unusually short, about 2/3 labial width or so. 8
- Spear as long as labial width or, mostly, longer. 9
- 8 Head cap-like, set off by a deep depression. - ♀ unknown. ♂: L = 2.2–2.6 mm; a = 33–34; b = 5.7–6.0; c = 40–46; PO: 20–22. (Austria, Czechoslovakia.)
vestibulifer (MICOLETZKY)

* Sometimes certain specimens may exceed two mm a little, the average value within the species falls, however, short of that.

- Head not set off. - ♀: L = 2.2 mm; a = 40; b = 5.2; c = 41; V = 49%.
♂ unknown. (United States: Utah.)
eremitus (THORNE)
- 9 Spear length between 15 and 20 μm 10
- Spear length between 23 and 38 μm 12
- 10 Female tail with several subventral blisters (saccate bodies). 11
- Female tail without blisters. - ♀: L = 2.3-3.1 mm; a = 38-50; b = 4.3-5.0; c = 30-50; V = 50-52%. ♂: L = 2.0-2.6 mm; a = 31-38; b = 3.0-4.3; c = 44-49%; PO: 8-10. (Holland, Germany, Austria, Czechoslovakia, Hungary, Switzerland, Soviet Union [Russia, Belorussia, Georgia, Uzbekistan, Kazakhstan, Azerbaijan].)
similis (DE MAN)
- 11 Lip region narrow, conoid; spear 16-18 μm long. - ♀: L = 1.6-2.6 mm; a = 29-42; b = 3.7-5.2; c = 41-54; V = 42-49%. ♂: L = 2.0-2.5 mm; a = 35-43; b = 4.3-5.0; c = 37-48; PO: 7-11. (Antarctic.)
coniceps LOOF
- Lip region broad, discoid; spear 20 μm long. - ♀: L = 1.6-2.6 mm; a = 44-53; b = 4.4; c = 31-32; V = 51%. ♂ unknown (East Germany.)
schraederi ALTHERR
- 12 Female tail very short, about one anal diameter. 13
- Female tail conspicuously longer than one anal diameter. 15
- 13 Adanal papillae of male located farther from anus than usual (2/3 tail length); very large species, 2.9-3.5 mm. - ♀: L = 2.9-3.5 mm; a = 32-37; b = 3.7-4.6; c = 72-103; V = 48-55%. ♂: L = 2.9-3.4 mm; a = 34-41; b = 3.8-4.5; c = 67-84; PO: 13-17. (Antarctic.)
isokaryon LOOF
- Adanal papillae of male located as usual (1/4-1/3 tail length). 14
- 14 Supplements contiguous, 11-21 in number; head sharply set off. - ♀: L = 2.4 mm; a = 30; b = 4.3; c = 41; V = 52%. ♂: L = 2.4; a = 31; b = 4.1; c = 40; PO: 11-21. (United States: Colorado.)
coloradensis LOOF
- Supplements spaced, 13-14 in number; head hardly set off. - ♀: L = 2.1-2.8 mm; a = 22-27; b = 3.6-4.2; c = 48-68; V = 46-51%. ♂: L = 2.3-2.4 mm; a = 25-27; b = 3.8-3.9; c = 49-63; PO: 13-14. (Antarctic.)
verrucosus LOOF
- 15 Spear very robust, as thick as 1/3 labial diameter, 31-38 μm long. - ♀: L = 2.0-2.6 mm; a = 24-30; b = 3.9-4.0; c = 27-41; V = 45-51%. ♂ unknown. (Spitzbergen.)
megadon LOOF
- Spear not so robust, 24-29 μm long. 16
- 16 Tip of tail digitate, rounded and transversely striated. - ♀: L = 2.9 mm; a = 32; b = 4.7; c = 46; V = 45%. ♂ unknown. (Austria.)
paradiscolaimioideus ALTHERR
- Tip of tail not digitate, pointed and smooth, 17

- 17 Tail two anal diameters long. — ♀: L = 2.3–3.1 mm; a = 28–34; b = 3.7–5.1; c = 28–34; V = 40–49%. ♂: L = 2.2–2.4 mm; a = 32–35; b = 3.8–4.4; c = 40–43; PO: 10–11. (Mongolia.)
imitatoris GAGARIN
- Tail 1.5 anal diameters long. 18
- 18 Spear as thick as cuticle in the same level. — ♀: L = 2.1 mm; a = 29; b = 5.0; c = 43; V = 48%. ♂: L = 2.1 mm; a = 37; b = 4.7; c = 44; PO: 8–10. (Hungary, Poland, Italy, Soviet Union [Moldavia, Russia].)
maritus ANDRÁSSY
- Spear half as thick as cuticle in the same level. — ♀ unknown. ♂: L = 2.0 mm; PO: 8. (East Germany.)
parabokori ALTHEER
- 19 Tail 2.5–3 anal diameters long. 20
- Tail shorter than 2.5 anal diameters. 25
- 20 Head not set off, continuous with neck; spear 22 μ m long. — ♀: L = 1.6 mm; a = 36; b = 5.0; c = 20; V = 47%. ♂ unknown. (Czechoslovakia, Poland, Bulgaria, Soviet Union [Lithuania, Uzbekistan], Cuba.)
bureshi (ANDRÁSSY)
- Head distinctly set off; spear shorter, 14 to 18 μ m. 21
- 21 Tail tip digitate, rounded. — ♀: L = 1.0–1.1 mm; a = 24–28; b = 3.6–4.2; c = 17–23; V = 49–54%. ♂ unknown. (South Africa.)
fransus (HEYNS)
- Tail tip sharp, pointed. 22
- 22 Tail arched, distinctly bent ventrally. 23
- Tail not arched, hardly bent ventrally. — ♀: L = 1.1–1.5 mm; a = 21–27; b = 3.9–4.4; c = 24–25; V = 49%. ♂ unknown. (Brazil.)
ibiti (LORDELLO)
- 23 Larger species, 1.6 mm. — ♀: L = 1.6 mm; a = 24; b = 4; c = 16; V = 45%. ♂ unknown. (Soviet Union: Kazakhstan.)
turkestanicus (ELIAVA)
- Smaller species, near 1 mm. 24
- 24 Aperture occupying 1/2 spear length; oesophagus enlarged near middle; prerectum 4 times as long as rectum. — ♀: L = 1.0 mm; a = 33; b = 3.3; c = 25; V = 50%. ♂: L = 1.0 mm; a = 39; b = 3.9; c = 26; PO: 3. (United States: Utah.)
paucipapillatus n. nom.
- Aperture occupying 1/3 spear length; oesophagus enlarged in 60% of its length; prerectum 2–3 times as long as rectum. — ♀: L = 0.9–1.2 mm; a = 22–30; b = 3.2–4.5; c = 15–27; V = 46–56%. ♂ unknown. (Poland, Soviet Union [Georgia], United States [Indiana].)
silvaticus (BRZESKI)
- 25 Tail shorter, 1.5 anal diameters (c mostly well over 30), its ventral contour straight and only bent on the tip. 26
- Tail longer, 1.5–2 anal diameters (c generally less than 30), its ventral contour arcuate, entirely bent. 33

- 26 Tip of tail distinctly rounded. — ♀: L = 1.1–1.4 mm; a = 20–27; b = 3.3–3.8; c = 24–40; V = 54–61%. ♂ unknown. (United States: Indiana, South Dakota.) **subdigitalis** TJEPEKEMA, FERRIS & FERRIS
 — Tip of tail pointed. 27
- 27 Tails of both sexes somewhat different: female tail slightly curved, male tail straight. — ♀: L = 1.2–1.7 mm; a = 29–42; b = 3.7–5.6; c = 35–50; V = 44–52%, ♂: L = 1.4–1.8 mm; a = 32–50; b = 3.8–5.1; c = 31–40; PO: 7–9. (Antarctic.) **antarcticus** (STEINER)
 — Tails of both sexes similar, ventrally curved. 28
- 28 Ventromedial supplements 6–9. 29
 — Ventromedial supplements 10–18 (exceptionally 9). 31
- 29 Tails of both sexes on the ventral surface pectinate. — ♀: L = 1.2 mm; a = 26; b = 3.6; c = 34; V = 61%. ♂: L = 1.1 mm; a = 30; b = 3.5; c = 32; PO: 7. (Soviet Union: Far East.) **pectinatus** MUKHINA
 — Tails of both sexes on the ventral surface smooth. 30
- 30 Lips angular; spicula unusually slender. — ♀: L = 1.7 mm; a = 24; b = 4.1; c = 30; V = 55%. ♂: L = 1.7 mm; a = 27; b = 4.2; c = 29; PO: 8–9. (United States: Minnesota, South Dakota.) **magistri** n. nom.
 — Lips rounded; spicula robust. — ♀: L = 1.5–2.3 mm; a = 28–35; b = 3.6–4.7; c = 36–64; V = 44–52%. ♂: L = 1.3–2.0 mm; a = 29–34; b = 3.7–4.6; c = 42–59; PO: 6–9. (Antarctic.) **spaulli** LOOF
- 31 Aperture 1/2 of spear length; supplements numerous (12–18). — ♀: L = 1.4–1.8 mm; a = 23–28; b = 4.0–4.7; c = 28–38; V = 56–58%. ♂: L = 1.4–1.7 mm; a = 24–32; b = 4.0–4.7; c = 29–35; PO: 12–18. (Holland, Germany, Austria, Czechoslovakia, Hungary, Yugoslavia, Spain, Greenland, Soviet Union [Russia, Belorussia, Moldavia, Lithuania, Georgia, Azerbaijan, Kirghizia, Tadzikistan], United States [Montana, Colorado, North- and South Dakota].) **acuticauda** (DE MAN)
 — Aperture 1/3 of spear length; supplements less numerous (9–13). 32
- 32 Female prerectum with caudal blind sack; spicula 43–45 μ m long. — ♀: L = 1.1–1.3 mm; a = 21–25; b = 4.2–4.4; c = 35; V = 52–54%. ♂: L = 1.0 mm; a = 20–23; b = 3.6–3.8; c = 33–37; PO: 10–12. (Germany, Hungary, Soviet Union [Russia, Uzbekistan], Mongolia.) **bombilectus** ANDRÁSSY
 — Female prerectum without blind sack; spicula 50–60 μ m long. — ♀: L = 1.2–1.5 mm; a = 18–29; b = 3.4–4.4; c = 36–53; V = 47–58%. ♂: L = 1.1–1.4 mm; a = 17–32; b = 3.2–4.0; c = 32–44; PO: 9–13. (Poland, Italy, Soviet Union [Russia, Uzbekistan, Kazakhstan], United States [Utah, North- and South Dakota].) **arcus** (THORNE & SWANGER)

- 33 Head continuous with neck, lips hardly separate, rounded. 34
 - Head more or less set off, lips separate, mostly angular. 36
- 34 Head broad, with finely wrinkled anterior margin. - ♀: L = 1.5-1.8 mm; a = 30-38; b = 4.2-5.0; c = 30-41; V = 44-49%. ♂ unknown. (Hungary, Poland.)
rugosus (ANDRÁSSY)
 - Head narrow, with smooth anterior margin. 35
- 35 Spear 11-15 μ m, aperture occupying 1/6 of its length; female gonads unusually long; supplements 3-7. - ♀: L = 1.3-1.4 mm; a = 24-30; b = 4.5-5.2; c = 19-25; V = 47-50%. ♂: L = 1.2-1.4 mm; a = 28-33; b = 4.9-5.7; c = 29-33; PO: 3-7. (Holland, Germany, Austria, Czechoslovakia, Hungary, England, Norway, Sweden, Romania, Spain, Italy, Soviet Union [Russia, Georgia, Uzbekistan, Azerbaijan, Kazakhstan], Egypt, Zaire, Australia.)
iners (BASTIAN)
 - Spear 18-19 μ m, aperture occupying 1/3 of its length; female gonads normal; supplements 9. - ♀: L = 1.5-1.8 mm; a = 28-34; b = 3.8-4.1; c = 33-34; V = 52-53%. ♂: L = 1.3-1.4 mm; a = 25-27; b = 3.3-3.6; c = 30-39; PO: 9. (Romania, Bulgaria.)
perspicuus (ANDRÁSSY)
- 36 Amphidial cup broad, quadrangular. 37
 - Amphidial cup conspicuously narrowing posteriorly, never quadrangular. 38
- 37 Tail shorter, 1.5 anal diameters (c = 37). - ♀: L = 1.5 mm; a = 34; b = 3.8; c = 37; V = 49%. ♂ unknown. (Argentina.)
quadramphidius ANDRÁSSY
 - Tail longer, 2 anal diameters (c = 17-26). - ♀: L = 0.8-1.3 mm; a = 21-37; b = 3.4-4.4; c = 17-26; V = 49-56%. ♂ unknown. (United States: Indiana, North- and South Dakota.)
aquilonarius TJEPEKEMA, FERRIS & FERRIS
- 38 Female gonads very long, with numerous eggs (to 14) at the same time. - ♀: L = 1.5-2.0 mm; a = 25-32; b = 4.0-5.2; c = 23-30; V = 48-50%. ♂: L = 1.6-2.0 mm; a = 30-35; b = 4-5; c = 21-30; PO: 6-7. (Holland, Germany, Czechoslovakia, Hungary, Poland, Jugoslavia, Soviet Union [Russia, Uzbekistan, Kazakhstan], Ghana.)
leuckarti (BÜTSCHLI)
 - Female gonads normally long, not producing so many eggs. 39
- 39 Vulva far back, in 60-64% of body length. - ♀: L = 1.2-1.4 mm; a = 22-31; b = 3.2-3.7; c = 22-29; V = 58-64%. ♂: L = 1.5 mm; a = 33-35; b = 4.3; c = 30-32; PO: 12. (Switzerland, Czechoslovakia, Romania, Soviet Union [Georgia].)
opisthystera (ALTHERR)
 - Vulva not so far back. 40
- 40 Smaller species, 0.7-1.3 mm. 41
 - Larger species, 1.3-2.1 mm. 46

- 41 Cuticle on the entire body with fine but distinct striation. — ♀: L = 1.0–1.2 mm; a = 26–28; b = 2.8–3.6; c = 21–25; V = 55–60%. ♂ unknown. (Spitzbergen.) **subjunctus** LOOF
 — Cuticle smooth or striation, if present, restricted to the tail. 42
- 42 Lips rounded and amalgamated. 43
 — Lips angular and separate. 44
- 43 Prerectum 3–4 times anal diameter; tip of tail digitate. — ♀: L = 0.9 mm; a = 30; b = 5; c = 25; V = 45%. ♂ unknown. (United States: Virginia.) **junctus** (COBB in THORNE & SWANGER)
 — Prerectum 2 times anal diameter; tip of tail not digitate. — ♀: L = 0.9 mm; a = 27; b = 3.6; c = 21; V = 51%. ♂ unknown. (Czechoslovakia, United States [Washington].) **nodus** (THORNE & SWANGER)
- 44 Vulva longitudinal, in 56–62% of body length. — ♀: L = 0.7–1.0 mm; a = 17–24; b = 2.9–3.9; c = 17–32; V = 56–62%. ♂ unknown. (India, United States [Indiana, South Dakota].) **sabulophilus** TJEPKEMA, FERRIS & FERRIS
 — Vulva transverse, in 45–56% of body length. 45
- 45 Spear as long as labial diameter. — ♀: L = 0.8–1.2 mm; a = 24–39; b = 3.5–4.3; c = 19–24; V = 48–53%. ♂ unknown. (United States: Indiana.) **meridionalis** TJEPKEMA, FERRIS & FERRIS
 — Spear distinctly longer (to 1.5 times) than labial diameter. — ♀: L = 0.9–1.3 mm; a = 23–38; b = 3.2–4.4; c = 17–29; V = 45–56%. ♂: L = 1.0 mm; a = 29; b = 3.6; c = 25; PO: 7. (Switzerland, Spain, France, Jugoslavia, Bulgaria, Italy, Soviet Union [Russia], United States [Indiana].) **brevis** (ALTHERR)
- 46 Dorsal contour of tail somewhat depressed in the middle; spicula shorter than tail. — ♀: L = 1.3–1.6 mm; a = 22–31; b = 4.1–4.8; c = 21–26; V = 50–54%. ♂: L = 1.2–1.7 mm; a = 25–32; b = 3.5–5.0; c = 21–26; PO: 7–8. (Soviet Union: Georgia.) **paramonovi** ELIAVA & BAGATURIA
 — Dorsal contour of tail not depressed; spicula longer than tail. 47
- 47 Vulva longitudinal. — ♀: L = 1.8–2.1 mm; a = 27–35; b = 4.0–4.5; c = 32–46; V = 44–51%. ♂: L = 1.6–2.1 mm; a = 33–39; b = 3.6–5.0; c = 32–46; PO: 6–13. (Antarctic.) **pseudocarteri** LOOF
 — Vulva transverse. 48
- 48 Aperture occupying 50–55% of spear length. — ♀: L = 1.7–2.1 mm; a = 24–35; b = 3.0–4.1; c = 26–40; V = 51–57%. ♂ unknown. (Switzerland, Czechoslovakia.) **jurassicus** (ALTHERR)
 — Aperture occupying 30–40% of spear length. 49

- 49 Spear 18–20 μm long. — ♀: L = 1.3–1.8 mm; a = 22–34; b = 3.7–4.6; c = 27–38; V = 48–55%. ♂ unknown. (United States: Indiana.)
altherri TJEPEKEMA, FERRIS & FERRIS
- Spear 22–24 μm long. — ♀: L = 1.5–2.0 mm; a = 22–33; b = 3.5–4.7; c = 24–31; V = 48–55%. ♂: L = 1.5–2.0 mm; a = 25–33; b = 3.6–5.0; c = 20–39; PO: 6–11. (Holland, Germany, Denmark, England, Iceland, Norway, Sweden, Greenland, Poland, Czechoslovakia, Austria, Hungary, Jugoslavia, Spain, France, Italy, Soviet Union [Russia, Latvia, Estonia, Lithuania, Belorussia, Georgia, Uzbekistan, Tadzhikistan, Azerbaijan, Kazakhstan, Kirgizia], India, Japan, Taiwan, Java, Sumatra, Kenya, United States [Indiana, Utah, South Dakota], Campbell Islands, New Zealand.)
carteri (BASTIAN)
- 50 Tail dorsally curved (with concave dorsal contour) 51
 — Tail straight. 54
- 51 Tail 2.5–3 anal diameters long, with very sharp tip. — ♀: L = 1.3–1.4 mm; a = 35–37; b = 4.4–4.6; c = 24–26; V = 55–57%. ♂ unknown. (Chile.)
franzi ANDRÁSSY
- Tail 1–1.5 anal diameters long, with moderately sharp tip. 52
- 52 Tail 1.5 anal diameters, conoid. 53
 — Tail one anal diameter, digitate. — ♀: L = 1.4–1.9 mm; a = 20–35; b = 3.9–4.3; c = 40–65; V = 51–54%. ♂ unknown. (Holland, Germany, Denmark, Sweden, Czechoslovakia, Austria, Hungary, Romania, Spain, France, Soviet Union [Russia, Belorussia, Estland, Lithuania, Moldavia, Georgia, Uzbekistan, Kazakhstan, Azerbaijan, Turkmenia], Java, Ivory Coast, Zaire, Jamaica.)
centrocercus (DE MAN)
- 53 Ventral contour of tail convex. — ♀ 1.4 mm; a = 22; b = 4.5; c = 40; V = 53%. ♂ unknown. (Locality unknown.)
truncatus (COBB in THORNE & SWANGER)
- Ventral contour of tail straight. — ♀: L = 1.0–1.4 mm; a = 21–26; b = 3.0–3.7; c = 24–34; V = 50–54%. ♂: L = 1.8 mm; a = 34; b = 4.0; c = 38; PO: 7. (India.)
chauhani (BAQRI & KHERA)
- 54 Tail 2.5 anal diameters long; aperture 1/4 of spear length. — ♀: L = 1.4 mm; a = 31; b = 3.5; c = 19; V = 48%. ♂ unknown. (Sweden.)
enckelli ANDRÁSSY
- Tail 1–1.5 anal diameters long; aperture 1/3 of spear length or longer. 55
- 55 Body 2 mm long; tail regularly conical. — ♀: L = 2.0 mm; a = 30; b = 4; c = 45; V = 54%. ♂ unknown. (Soviet Union [Georgia], United States [Ohio, Utah].)
acutus (THORNE & SWANGER)
- Body 1.5 mm long; tail approximatively conoid. 56
- 56 Spear 19–21 μm long. — ♀: L = 1.5 mm; a = 28; b = 4.3; c = 34; V = 55%. ♂: L = 1.4 mm; a = 27; b = 3.7; c = 41; PO: 16. (Hungary.)
paesleri ANDRÁSSY
- Spear 15 μm long. 57

- 57 Lip region set off by constriction; vulva in 60% of body length. — ♀: L = 1.4 mm; a = 29; b = 3.6; c = 37; V = 60%. ♂ unknown. (United States: South Dakota.)
- longicardius THORNE**
- Lip region slightly set off; vulva in 50% of body length. — ♀: L = 1.5 mm; a = 25; b = 4.5; c = 30; V = 50%. ♂ unknown. (United States: South Dakota.)
- conicaudatus THORNE**

Remarks

Eudorylaimus acuticauda. — *Eudorylaimus georgiensis* ELIAVA & BAGATURIA, 1968 seems to be conspecific with *E. acuticauda* (the measurements, spear length, tail shape and number of supplements agree very well with those of *acuticauda*); I synonymize *georgiensis* with de MAN's species.

Eudorylaimus acutiens. — Both description and illustrations are meagre. Owing to the far post-equatorial vulva (in 69% of body length) this species will be hardly an *Eudorylaimus*; a species inquirenda.

Eudorylaimus arcus. — *Aporcelaimus mulveyi* BRZESKI, 1962 is identical with *E. arcus* (the same measurements, spear length, tail shape and number of supplements).

Eudorylaimus bombilectus. — I cannot find any significant differences between this species and *Eudorylaimus bombilectoides* ALTHERR, 1965, hence the latter is a junior synonym of the former.

Eudorylaimus brevis. — On the basis of the description and illustrations *Eudorylaimus indianensis* ТРЕПКЕМА, FERRIS & FERRIS, 1971 cannot be distinguished from *E. brevis*.

Eudorylaimus carteri. — *Eudorylaimus varians* THORNE, 1974 cannot be separated from *E. carteri*; the only difference between them is the seemingly stronger guiding ring in *varians*. In my opinion THORNE's species is a junior synonym of *carteri*.

Eudorylaimus centrocerus. — Both *Dorylaimus obesus* COBB in THORNE & SWANGER and *Dorylaimus paracentrocercus* DE CONINCK, 1935 agree in their general habit and peculiar tail shape so exactly with *E. centrocerus* that there is scarcely doubt about their identity. The male described by DE MAN in 1907 as *centrocercus* probably belongs to *Aporcelaimellus obtusicaudatus*.

Eudorylaimus lindbergi. — *Eudorylaimus curvicaudatus* ELIAVA, 1968 shows the characteristics of *E. lindbergi* (in the shape of lips, spear length, expansion of oesophagus, shape and length of tail, measurements) so that I regard it as a junior synonym of the latter species.

Eudorylaimus magistri. — See *Allodorylaimus andrassyi*.

Eudorylaimus parabokori. — It is possible that this species, known in male form only, is identical with *E. maritus*. After the description of ALTHERR (1974) it can be solely distinguished by the more slender spear from *maritus*.

Eudorylaimus paucipapillatus. — The "*Dorylaimus parvus*" of THORNE and SWANGER (1936) differs in three respects from the species of DE MAN: the body is longer (1.0 : 0.5–0.7 mm), the prerectum much longer (4 : 1.5 anal diameters) and the number of supplements fewer (3 : 5–8). I consider these differences as significant in separating the American species and propose for it the name *Eudorylaimus paucipapillatus* n. nom.

The present status of the "Eudorylaimus" species

<i>accentuatus</i> (THORNE & SW., 1936).	<i>Thonus a.</i> (TH. & SW.) n. comb.
<i>acuticauda</i> (DE MAN, 1880)	!*
<i>acutiens</i> (SCH. STEKHOVEN, 1951) . .	species inquirenda
<i>acutus</i> (THORNE & SW., 1936)	!
<i>adipatus</i> BRZESKI, 1962	Syn. of <i>Dorydorella bryophila</i>
<i>afer</i> ANDRÁSSY, 1964	<i>Laimydorus a.</i> (A.) n. comb.
<i>agilis</i> (DE MAN, 1880)	<i>Epidorylaimus a.</i> (DE M.) n. comb.

* A mark of exclamation (!) means that the species still belongs to the genus *Eudorylaimus* s. str.

albionensis (VAN DER LINDE, 1938)
alleni BRZESKI, 1962
alleni (ANDRÁSSY, 1958)
alpinus (STEINER, 1914)
altherri TJEPKEMA, F. & F., 1971
amabilis (JAIRAJPURI, 1965)
amylovorus (THORNE & SW., 1936)

andrassyi (MEYL, 1955)
angleus THORNE 1974
angulosus (THORNE & SW., 1936)

angusticephalus (STEINER, 1914)
antarcticus (STEINER, 1916)
aquaticus ELIAVA, 1968
aquilonarius TJEPKEMA, F. & F.,
arcus (THORNE & SW., 1936)
arenicola (ALTHERR, 1958)
asymmetricus (THORNE & SW., 1936)
australis (YEATES, 1967)
balticus (SCHULZ, 1935)
bokori (ANDRÁSSY, 1959)
bombilectoides ALTHERR, 1965
bombilectus ANDRÁSSY, 1962
brachycephalus (THORNE & SW.,
 1936)
brevidens (THORNE & SW., 1936)
brevis (ALTHERR, 1952)
brevispicatus (SCH. STEKHOVEN,
 1951).
brunettiae (MEYL, 1953)**
bryophilus (DE MAN, 1880)

bureshi (ANDRÁSSY, 1958)
capitatus (THORNE & SW., 1936)

carteri (BASTIAN, 1865)
centrocercus (DE MAN, 1880)
cephalatus (SCH. STEKHOVEN, 1951)
charuhani (BAQRI & KHERA, 1975)

species inquirenda
Rhysocolpus a. (B.) n. comb.
Allodorylaimus a. (A.) n. comb.
Allodorylaimus a. (S.) n. comb.
 !
Qudsianema a. J.
Aporcelaimellus a. (TH. & SW.)
 HEYNS, 1965
Allodorylaimus a. (M.) n. comb.
Microdorylaimus a. (TH.) n. comb.
Epidorylaimus a. (TH. & SW.) n.
 comb.
Laimydorus a. (S.) n. comb. (?)
 !
Paradorylaimus a. (E.) n. comb. (?)
 !
 !
Labronema a. (A.) n. comb.
 = *Laevides americanus* n. nom.*
Thonus a. (Y.) n. comb.
Aporcelaimus b. (SCH.) n. comb.
Allodorylaimus b. (A.) n. comb.
 Syn. of *Eudorylaimus bombilectus*
 !
Thonus b. (TH. & SW.) n. comb.
Thonus b. (TH. & SW.) n. comb.
 !
Mesodorylaimus b. (S.) n. comb. (?)
Willinema b. (M.) n. comb.
Dorydorella b. (DE M.) ANDRÁSSY,
 1986
 !
Aporcelaimellus c. (TH. & SW.)
 HEYNS, 1965
 !
 !
Axonchium c. (S.) n. comb.
 !

* *Dorylaimus asymmetricus* THORNE & SWANGER, 1936 is a representative of the family Nygolaimidæ and belongs most probably to the genus *Laevides* (HEYNS, 1968). The specific name "*asymmetricus*" is however already occupied for *Laevides asymmetricus* (ANDRÁSSY, 1962) AHMAD & JAIRAJPURI, 1982, I propose therefore the new name *Laevides americanus* n. nom. for the species of THORNE & SWANGER. *L. americanus* may be distinguished from *L. asymmetricus* by the smaller body (1.3 versus 1.9–2.0 mm), the plumper shape ($n = 28$ versus 45–47), the conoid head and the comparatively longer tail ($c = 41$ versus 64–80).

** MEYL named the species in honour of Dr. BEATRICE BRUNETTI (a lady). The original form, "*brunettii*", must be transformed therefore into *brunettiae*.

- cinctus* (COBB in TH. & SW., 1936) .
circulifer LOOF, 1961
coloradensis LOOF, 1971
condamni (VANHA, 1893)
confusus (THORNE, 1939)
confusus THORNE, 1974
conicaudatus THORNE, 1974
coniceps LOOF, 1975
consobrinus (DE MAN, 1918)
crassiformis (KREIS, 1924)
curvatus (THORNE & SW., 1936) ...
curvicaudatus ELIAVA, 1968
cuspidatus ANDRÁSSY, 1964

dermatus (THORNE, 1939)
diadematus (COBB in TH. & SW.,
1936)
digiticaudatus (SCH. STEKHOVEN,
1951)
digiturus (THORNE, 1939)
diminutivus (THORNE & SW., 1936)

discolaimioideus (ANDRÁSSY, 1958)

dogieli (TULAGANOV, 1949)
doryurii (DITLEVSEN, 1911)
dubius THORNE, 1974
duhouxi ALTHERR, 1963

efficiens (COBB in TH. & SW., 1936)

enckelli ANDRÁSSY, 1967
eremitus (THORNE, 1939)
ettersbergensis (DE MAN, 1885)
filicaudatus TJEPKEMA, F. & F.,
1971
filiipjevi (GERLACH, 1951)
fransus (HEYNS, 1963)
franzi ANDRÁSSY, 1967
frigidus (STEINER, 1916)
geniculatus ANDRÁSSY, 1961

georgiensis ELIAVA & B., 1968
gibberoaculeatus (KREIS, 1930)
gracilis (DE MAN, 1876)
granuliferus (COBB, 1893)
hastatus ANDRÁSSY, 1963
hawaiiensis (COBB, 1906)
henrici ANDRÁSSY, 1959

Syn. of *Allodorylaimus diadematus*
Thonus c. (L.) THORNE, 1974
!
Labronema c. (V.) n. comb.
Thonus c. (TH.) n. comb.
Syn. of *Thonus retractus*
!
!
Epidorylaimus c. (DE M.) n. comb.
Makatinus c. (K.) n. comb. (?)
Syn. of *Epidorylaimus lugdunensis*
Syn. of *Eudorylaimus lindbergi*
Longidorella c. (A.) JAIRAJPURI &
HOOPER, 1969
Labronema d. (TH.) n. comb.

Allodorylaimus d. (C.) n. comb.

Thonus d. (S.) n. comb.
Allodorylaimus d. (TH.) n. comb.
Microdorylaimus d. (TH. & SW.)
n. comb.
Discolaimium d. (A.) ANDRÁSSY,
1971
Thonus d. (T.) n. comb.
Laimydorus d. (D.) n. comb.
Aporcelaimellus d. (TH.) n. comb.
Aporcelaimellus d. (A.) BAQRI &
KHERA, 1975
Apercelaimellus e. (C.) BAQRI &
KHERA, 1975
!
!
Thonus e. (DE M.) n. comb.

Epidorylaimus f. (T.) n. comb.
species inquirenda
!
!
Aquatides f. (S.) n. comb.
Afrodorylaimus g. (A.) ANDRÁSSY,
1964
Syn. of *Eudorylaimus acuticauda*
Syn. of *Ecumeninus monohystera*
Syn. of *Eudorylaimus iners*
Allodorylaimus g. (C.) n. comb.
Oriverutus h. (A.) SIDDIQI, 1970
Thonus h. (C.) n. comb.
species inquirenda

<i>himalus</i> JAIRAJPURI & AHMAD, 1983	<i>Thonus h.</i> (J. & A.) n. comb.
<i>holdemani</i> (ANDRÁSSY, 1959)	<i>Allodorylaimus h.</i> (A.) n. comb.
<i>holsaticus</i> (SCHNEIDER, 1925)	<i>Chrysonemoides h.</i> (SCH.) SIDDIQI, 1969
<i>humilior</i> ANDRÁSSY, 1959	<i>Epidorylaimus h.</i> (A.) n. comb.
<i>humilis</i> (THORNE & SW., 1936)	<i>Epidorylaimus h.</i> (TH. & SW.) n. comb.
<i>husmanni</i> ALTHERR, 1972	<i>Allodorylaimus h.</i> (A.) n. comb.
<i>ibiti</i> LORDELLO, 1965	!
<i>imitatoris</i> GAGARIN, 1982	!
<i>incisus</i> (THORNE & SW., 1936)	Syn. of <i>Epidorylaimus humilis</i>
<i>index</i> (THORNE, 1939)	<i>Aporcelaimellus i.</i> (TH.) n. comb.
<i>indianensis</i> TJEPKEMA, F. & F., 1971	Syn. of <i>Eudorylaimus brevis</i> ?*
<i>indicus</i> SONI & NAMA, 1880	!
<i>iners</i> (BASTIAN, 1865)	<i>Thonus i.</i> (L.) n. comb.
<i>insignis</i> (LOOS, 1945)	<i>Aquatides i.</i> (DE M.) AHMAD & JAIRAJPURI, 1982
<i>intermedius</i> (DE MAN, 1880)	<i>Pungentus i.</i> (TH. & SW.) THORNE, 1939
<i>intertextus</i> (THORNE & SW., 1936) ..	<i>Discolaimoides i.</i> (L.) LOOF, 1964
<i>intrastratus</i> (LOOS, 1945)	<i>Allodorylaimus i.</i> (C.) n. comb.
<i>irritans</i> (COBB in TH. & SW., 1936) ..	!
<i>isokaryon</i> LOOF, 1975	!
<i>junctus</i> (COBB in TH. & SW., 1936)	!
<i>jurassicus</i> (ALTHERR, 1953)	!
<i>kaszabi</i> (ANDRÁSSY, 1959)	<i>Thonus k.</i> (A.) VINCIGUERRA, 1981
<i>khazariensis</i> CHESUNOV, 1985	<i>Thonus k.</i> (CH.) n. comb.
<i>kirjanovae</i> (TULAGANOV, 1949)	<i>Thonus k.</i> (T.) n. comb.
<i>krygeri</i> (DITLEVSEN, 1928)	<i>Aporcelaimellus k.</i> (D.) HEYNS, 1965
<i>labiatus</i> (DE MAN, 1880)	<i>Aporcelaimium l.</i> (DE M.) LOOF & COOMANS, 1970
<i>laticollis</i> (DE MAN, 1907)	<i>Thonus l.</i> (DE M.) n. comb.
<i>latus</i> (COBB, 1891)	<i>Labronema l.</i> (C.) n. comb. (?)
<i>lautus</i> ANDRÁSSY, 1959	<i>Thonus l.</i> (A.) n. comb.
<i>lentifer</i> (STEKHOVEN & TEUN., 1938)	<i>Thonus l.</i> (S. & T.) n. comb.
<i>leptosoma</i> ALTHERR, 1963	<i>Epidorylaimus l.</i> (A.) n. comb.
<i>leptus</i> TJEPKEMA, F. & F., 1971 ..	Syn. of <i>Epidorylaimus lugdunensis</i>
<i>leuckarti</i> (BÜTSCHLI, 1873)	!
<i>lindbergi</i> ANDRÁSSY, 1960	!
<i>longicardius</i> THORNE, 1974	!
<i>longicollis</i> BRZESKI, 1964	<i>Microdorylaimus l.</i> (B.) n. comb.
<i>longidens</i> (THORNE & SW., 1936) ..	<i>Pungentus l.</i> (TH. & SW.) n. comb.
<i>lotharingiae</i> ALTHERR, 1963	!
<i>lugdunensis</i> (DE MAN, 1880)	<i>Epidorylaimus l.</i> (DE M.) n. comb.

* Unfortunately I could not obtain the description of this species.

<i>magistri</i> n. nom.	!
<i>maksymovi</i> ALTHERR, 1963	<i>Chrysonemoides m.</i> (A.) SIDDIQI, 1969
<i>maritimus</i> (DITLEVSEN, 1913)	!
<i>maritus</i> ANDRÁSSY, 1959	!
<i>megadon</i> LOOF, 1971	!
<i>mellenbachensis</i> ALTHERR, 1974	<i>Epidorylaimus m.</i> (A.) n. comb.
<i>meridionalis</i> TJEPKEMA, F. & F., 1971	!
<i>metobtusicaudatus</i> (STEKHOVEN & TEUN., 1938)	<i>Thonus m.</i> (S. & T.) n. comb. (?)
<i>microdorus</i> (DE MAN, 1880)	<i>Longidorella m.</i> (DE M.) GOODEY, 1963
<i>minor</i> (COBB in TH. & SW., 1936) ..	<i>Microdorylaimus m.</i> (C.) n. comb.
<i>minusuculus</i> (LOOS, 1946)	<i>Microdorylaimus m.</i> (L.) n. comb.
<i>minutissimus</i> (ALTHERR, 1950)	Syn. of <i>Microdorylaimus miser</i>
<i>minutus</i> (BÜTSCHLI, 1873)	<i>Thonus m.</i> (B.) n. comb.
<i>miser</i> (THORNE & SW., 1936)	<i>Microdorylaimus m.</i> (TH. & SW.) n. comb.
<i>modestus</i> (ALTHERR, 1952)	<i>Microdorylaimus m.</i> (A.) n. comb.
<i>modicus</i> (KIRJANOVA, 1951)	<i>Microdorylaimus m.</i> (K.) n. comb.
<i>monohystera</i> (DE MAN, 1880)	<i>Ecumenicus m.</i> (DE M.) THORNE, 1974
<i>morbidus</i> LOOF, 1964	<i>Longidorella m.</i> (L.) JAIRAJPURI & HOOPER, 1969
<i>mosellae</i> ALTHERR, 1963	<i>Pungentus m.</i> (A.) n. comb.
<i>muchabbatae</i> (TULAGANOV, 1949) ..	<i>Epidorylaimus m.</i> (T.) n. comb.
<i>mulveyi</i> (BRZESKI, 1962)	Syn. of <i>Eudorylaimus arcus</i>
<i>muscorum</i> (SKWARRA, 1921)	<i>Epidorylaimus m.</i> (S.) n. comb.
<i>nitidus</i> (COBB in TH. & SW., 1936)..	<i>Thonus n.</i> (C.) n. comb.
<i>nodus</i> (THORNE & SW., 1936)	!
<i>noterophilus</i> TJEPKEMA, F. & F., 1971	Syn. of <i>Eudorylaimus silvaticus</i>
<i>nothus</i> (THORNE & SW., 1936)	<i>Thonus n.</i> (TH. & SW.) THORNE, 1974
<i>obesus</i> (COBB in TH. & SW., 1936) ..	Syn. of <i>Eudorylaimus centrocercus</i>
<i>obscurus</i> (THORNE & SW., 1936) ...	<i>Aporrelaimellus o.</i> (TH. & SW.) HEYNS, 1965
<i>obtusicaudatus</i> (BASTIAN, 1865)	<i>Aporrelaimellus o.</i> (B.) ALTHERR, 1968
<i>obtusus</i> (COBB, 1893)	species inquirenda
<i>odhneri</i> (ALLGÉN, 1951)	<i>Thonus o.</i> (A.) n. comb.
<i>opisthodelphus</i> (TH. & SW., 1936) ..	<i>Willinema o.</i> (TH. & SW.) n. comb.
<i>opisthystera</i> (ALTHERR, 1953)	!
<i>paesleri</i> ANDRÁSSY, 1964	!
<i>papillatus</i> (BASTIAN, 1865)	<i>Aporrelaimus p.</i> (B.) n. comb.
<i>parabokori</i> ALTHERR, 1974	!
<i>paracentrocercus</i> (DE CONINCK, 1935)	Syn. of <i>Eudorylaimus centrocercus</i>
<i>paracirculifer</i> BRZESKI, 1962	<i>Thonus p.</i> (B.) n. comb.

<i>paraconfusus</i> (ALTHERR, 1952)	<i>Dorydorella p.</i> (A.) ANDRÁSSY, 1986
<i>paradiscolaimioideus</i> ALTHERR, 1976	!
<i>paradoxus</i> LOOF, 1975	<i>Rhysocolpus p.</i> (L.) n. comb.*
<i>paramonovi</i> ELIAVA & BAG., 1968 .	!
<i>paraobtusicaudatus</i> (MICOLETZKY, 1922)	<i>Aporcelaimellus p.</i> (M.) n. comb.
<i>parasimilis</i> (KREIS, 1963)	<i>Allodorylaimus p.</i> (K.) n. comb.
<i>parvissimus</i> ELIAVA & BAG., 1968 .	<i>Microdorylaimus p.</i> (E. & B.) n. comb.
<i>parvulus</i> (THORNE & SW., 1936) . . .	<i>Thonus p.</i> (TH. & SW.) n. comb.
<i>parvus</i> (DE MAN, 1880)	<i>Microdorylaimus p.</i> (DE M.) n. comb.
<i>parvus</i> (WILLIAMS, 1959)	<i>Willinema p.</i> BAQRI & JAIRAJPURI, 1967
<i>paucipapillatus</i> n. nom.	!
<i>parlovskii</i> (TULAGANOV, 1949)	Syn of <i>Thonus ettersbergensis</i>
<i>pectinatus</i> MUKHINA, 1970	!
<i>penetrans</i> (THORNE & SW., 1936) . .	<i>Longidorella p.</i> (TH. & SW.) GOODEY, 1963
<i>perspicuus</i> (ANDRÁSSY, 1958)	!
<i>piracicabensis</i> (LORDELLO, 1955) . . .	<i>Allodorylaimus p.</i> (L.) n. comb.
<i>planipedius</i> (MERZHEEVSKAJA, 1951)	<i>Thonus p.</i> (M.) n. comb.
<i>pratensis</i> (DE MAN, 1880)	<i>Dorydorella p.</i> (DE M.) ANDRÁSSY, 1986
<i>productus</i> (THORNE & SW., 1936) . .	<i>Thonus p.</i> (TH. & SW.) n. comb.
<i>profestus</i> ANDRÁSSY, 1963	<i>Microdorylaimus p.</i> (A.) n. comb.
<i>projectus</i> (THORNE, 1939)	<i>Thonus p.</i> (TH.) n. comb.
<i>propinquus</i> (THORNE & SW., 1936)	<i>Aporcelaimellus p.</i> (TH. & SW.) TJEPKEMA, FERRIS & FERRIS, 1971
<i>pseudoagilis</i> (ALTHERR, 1952)	<i>Epidorylaimus p.</i> (A.) n. comb.
<i>pseudocarleri</i> LOOF, 1975	!
<i>pycnus</i> (THORNE, 1939)	<i>Aporcelaimellus p.</i> (TH.) BAQRI & KHERA, 1975
<i>quadramphidius</i> ANDRÁSSY, 1963 . .	!
<i>quietus</i> (KIRJANOVA, 1951)	<i>Aporcelaimellus q.</i> (K.) BAQRI & KHERA, 1975
<i>rapsoides</i> HEYNS & LAG., 1965	<i>Microdorylaimus r.</i> (H. & L.) n. comb.
<i>rapsus</i> HEYNS, 1963	<i>Microdorylaimus r.</i> (H.) n. comb.
<i>reisingeri</i> (DITLEVSEN, 1927)	Syn. of <i>Epidorylaimus lugdunensis</i>
<i>retractus</i> THORNE, 1975	<i>Thonus r.</i> (TH.) n. comb.
<i>reyneki</i> (VAN DER LINDE, 1938) . .	Syn. of <i>Allodorylaimus granuliferus</i>
<i>rhopalocercus</i> (DE MAN, 1876)	<i>Thonus r.</i> (DE M.) n. comb.
<i>robustus</i> THORNE, 1974	<i>Allodorylaimus r.</i> (TH.) n. comb.
<i>rugosus</i> (ANDRÁSSY, 1957)	!

* This species differs from the general characteristics of *Eudorylaimus*, it seems to be more a *Rhysocolpus* (spear weak and thin, spear extension with muscular expansion, vulval regions wrinkled). I note however that it shows some peculiarities (a "bibulbar" oesophageal extension and contiguous supplements) which cannot be found in the known species of the latter genus.

<i>sabulophilus</i> TJEPKEMA, F. & F., 1971	!
<i>samarcandicus</i> (TULAGANOV, 1949)	Syn. of <i>Aporcelaimellus paraobtusicaudatus</i>
<i>santosi</i> (MEYL, 1957)	<i>Allodorylaimus</i> s. (M.) n. comb.
<i>schraederi</i> ALTHERR, 1974	!
<i>septentrionalis</i> (KREIS, 1963)	<i>Allodorylaimus</i> s. (K.) n. comb.
<i>silvaticus</i> BRZESKI, 1960	!
<i>silvestris</i> (DE MAN, 1912)	<i>Pungentus</i> s. (DE M.) COOMANS & GERAERT, 1962
<i>similis</i> (DE MAN, 1876)	!
<i>simplex</i> (THORNE & SW., 1936)	<i>Aporcelaimellus</i> s. (TH. & SW.) LOOF & COOMANS, 1970
<i>simus</i> (ANDRÁSSY, 1958)	<i>Aporcelaimellus</i> s. (A.) n. comb.
<i>skrzjabini</i> (TULAGANOV, 1949)	<i>Thonus</i> s. (T.) n. comb.
<i>sodakus</i> THORNE, 1974	<i>Thonus</i> s. (TH.) n. comb.
<i>solus</i> ANDRÁSSY, 1962	<i>Thonus</i> s. (A.) n. comb.
<i>spauli</i> LOOF, 1975	!
<i>spongiophylus</i> BATALOVA, 1983	!
<i>steineri</i> (THORNE & SW., 1936)	<i>Thonus</i> s. (TH. & SW.) n. comb.
<i>stilus</i> (KIRJANOVA, 1951)	<i>Aporcelaimellus</i> s. (K.) n. comb.
<i>striaticaudatus</i> (COBB, 1906)	<i>Akrotonus</i> s. (C.) n. comb.
<i>subacutus</i> (ALTHERR, 1952)	Syn. of <i>Eudorylaimus acutus</i>
<i>subdigitalis</i> TJEPKEMA, F. & F., 1971	!
<i>subjunctus</i> LOOF, 1971	!
<i>sublabiatus</i> (THORNE, & SW., 1936)	<i>Aporcelaimus</i> s. (TH. & SW.) BRZESKI, 1962
<i>submissus</i> (KIRJANOVA, 1951)	<i>Aporcelaimellus</i> s. (K.) BAQRI & KHERA, 1962
<i>subsimilis</i> (COBB, 1893)	<i>Aporcelaimellus</i> s. (C.) n. comb.
<i>sulphasae</i> (TULAGANOV, 1949)	<i>Willinema</i> s. (T.) n. comb. (?)
<i>sundarus</i> WILLIAMS, 1964	<i>Oriverutus</i> s. (W.) SIDDIQI, 1971
<i>tarkoenensis</i> ANDRÁSSY, 1959	<i>Allodorylaimus</i> t. (A.) n. comb.
<i>tenuidens</i> (THORNE & SW., 1936)	<i>Dorydorella</i> t. (TH. & SW.) ANDRÁSSY, 1985
<i>thornei</i> TJEPKEMA, F. & F., 1971 ..	<i>Microdorylaimus</i> t. (T.) n. comb.
<i>torpidus</i> (BASTIAN, 1865)	species inquirenda
<i>trilici</i> (BASTIAN, 1865)	<i>Aporcelaimellus</i> t. (B.) n. comb.
<i>truncatus</i> (COBB in TH. & SW., 1936)	!
<i>tulaganovi</i> ERZHANOVA, 1964	<i>Thonus</i> t. (E.) n. comb.
<i>turkestanicus</i> ELIAVA, 1968	!
<i>udaipurensis</i> KHERA, 1971	<i>Tylencholaimellus</i> u. (K.) n. comb.
<i>uniformis</i> (THORNE, 1929)	<i>Allodorylaimus</i> u. (TH.) n. comb.
<i>uzbekistanicus</i> (TULAGANOV, 1949)	<i>Thonus</i> u. (T.) n. comb. (?)
<i>vanrosseni</i> LOOF, 1971	<i>Thonus</i> v. (L.) n. comb.
<i>varians</i> THORNE, 1974	Syn. of <i>Eudorylaimus carteri</i>
<i>verrucosus</i> LOOF, 1975	!
<i>vestibulifer</i> (MICOLETZKY, 1922) ..	!

<i>vitrinus</i> (THORNE & SW., 1936)	<i>Aporcelaimellus</i> v. (TH. & SW.) BAQRI & KHERA, 1975
<i>vulvapapillatus</i> (MEYL, 1954)	<i>Labronema</i> v. (M.) LOOF & COOMANS, 1981
<i>vulvostriatus</i> (STEFANSKI, 1924)	<i>Rhysocolpus</i> v. (S.) ANDRÁSSY, 1971
<i>yucatanensis</i> (CHITWOOD, 1938)	Syn. of <i>Allodorylaimus granuliferus</i>

REFERENCES

1. ALLGÉN, C. (1949): Über einige südschwedische Brackwasser- und Erdnematoden. — Kungl. Fysiogr. Sällsk. Lund Förhandl., 19: 1–17.
2. ALLGÉN, C. (1951): Westschwedische marine litorale und terrestrische Nematoden. — Ark. Zool., 1: 301–344.
3. ALTHERR, E. (1950): Les nématodes du Parc national suisse. (Nématodes libres du sol.) — Ergebn. Wiss. Untersuch. Schweiz. Nat., 22: 3–46.
4. ALTHERR, E. (1952): Les nématodes du Parc national suisse. (Nématodes libres du sol.) — Ergebn. Wiss. Untersuch. Schweiz. Nat., 26: 315–356.
5. ALTHERR, E. (1953): Nématodes du sol du Jura vaudois et français (I). — Bull. Soc. Vaud. Sci. Nat., 65: 429–460.
6. ALTHERR, E. (1958): Nématodes du bassin inférieur de la Weser et des dunes d'Hélioland. Espèces nouvelles ou incomplètement décrites. — Mem. Soc. Vaud. Sci. Nat., 12: 45–63.
7. ALTHERR, E. (1963): Contribution à la connaissance de la faune des sables submergés en Lorraine. Nématodes. — Ann. Spéléol., 18: 53–98.
8. ALTHERR, E. (1963): Nématodes des sols forestiers subalpins du Val Dischma (Grisons). — Bull. Soc. Vaud. Sci. Nat., 68: 333–349.
9. ALTHERR, E. (1965): La faune des sables submergés des rives du Rhin près de Krefeld. — Gewässer u. Abwasser, Düsseldorf, 39–40: 80–101.
10. ALTHERR, E. (1972): Contribution à la connaissance des Nématodes rithrostygopsammiques et rithrostygopsépiques de Suède. — Rev. Suisse Zool., 79: 881–902.
11. ALTHERR, E. (1972): Nématodes interstitiels des eaux douces des États-Unis d'Amérique (états de Washington, du Colorado et du Massachusetts) récoltés par Cl. Delamare Deboutteville. — Ann. Spéléol., 27: 683–760.
12. ALTHERR, E. (1974): Nématodes de la nappe phréatique du réseau fluvial de la Saale (Thuringe), II. — Limnologica, 9: 81–132.
13. ALTHERR, E. (1976): Nématodes des eaux stygorhitrals des Alpes autrichiennes. — Rev. Suisse Zool., 83: 779–847.
14. ANDRÁSSY, I. (1952): Freilebende Nematoden aus dem Bükk-Gebirge. — Ann. Hist.-nat. Mus. Nat. Hung., 2: 13–65.
15. ANDRÁSSY, I. (1957): *Dorylaimus rugosus* n. sp., ein neuer Nematode aus Ungarn. Nematologische Notizen, 7. — Opusc. Zool. Budapest, 2: 9–11.
16. ANDRÁSSY, I. (1958): Erd- und Süßwassernematoden aus Bulgarien. — Acta Zool. Acad. Sci. Hung., 4: 1–88.
17. ANDRÁSSY, I. (1959): *Dorylaimus holdemani* n. sp., eine neue Nematoden-Art aus Bulgarien. — Opusc. Zool. Budapest, 3: 13–17.
18. ANDRÁSSY, I. (1959): Nematoden aus der Tropfsteinhöhle « Baradla » bei Aggtelek (Ungarn), nebst einer Übersicht der bisher aus Höhlen bekannten freilebenden Nematoden-Arten. — Acta Zool. Acad. Sci. Hung., 4: 253–277.
19. ANDRÁSSY, I. (1959): Taxonomische Übersicht der Dorylaimen (Nematoda), I. — Acta Zool. Acad. Sci. Hung., 5: 191–240.
20. ANDRÁSSY, I. (1960): Taxonomische Übersicht der Dorylaimen (Nematoda), II. — Acta Zool. Acad. Sci. Hung., 6: 1–28.
21. ANDRÁSSY, I. (1960): Einige Nematoden aus Afghanistan. — Opusc. Zool. Budapest, 4: 3–14.
22. ANDRÁSSY, I. (1961): Wissenschaftliche Ergebnisse der ersten ungarischen zoologischen Expedition in Ostafrika. 2. Nematoda. — Ann. Hist.-nat. Mus. Nat. Hung., 53: 281–297.
23. ANDRÁSSY, I. (1962): Neue Nematoden-Arten aus Ungarn. II. Fünf neue Arten der Überfamilie Dorylaimoidea. — Opusc. Zool. Budapest, 4: 21–33.
24. ANDRÁSSY, I. (1962): Wiederfund einiger seltener Nematoden-Arten aus der Superfamilie Dorylaimoidea. Nematologische Notizen, 10. — Ann. Univ. Sci. Budapest, 5: 3–11.

25. ANDRÁSSY, I. (1963): The zoological results of Gy. Topál's collectings in South America. 2. Nematoda. Neue und einige seltene Nematoden-Arten aus Argentinien. — Ann. Hist.-nat. Mus. Nat. Hung., 55: 243—273.
26. ANDRÁSSY, I. (1964): Dem Andenken Friedrich Paeslers. — Opusc. Zool. Budapest, 5: 3—8.
27. ANDRÁSSY, I. (1964): Süßwasser-Nematoden aus den grossen Gebirgsgegenden Ostafrikas. — Acta Zool. Acad. Sci. Hung., 10: 1—59.
28. ANDRÁSSY, I. (1967): Nematoden aus interstitiellen Biotopen Skandinaviens, gesammelt von P. H. Enckell (Lund). 1. Nematoden aus der Uferregion des Vättern- und Torneträsk-Sees (Schweden). — Opusc. Zool. Budapest, 7: 3—36.
29. ANDRÁSSY, I. (1967): Nematoden aus Chile, Argentinien und Brasilien, gesammelt von Prof. Dr. H. Franz. — Opusc. Zool. Budapest, 7: 3—34.
30. BAQRI, Q. H. & KHERA (1975): Two new species of the genus *Aporcelaimellus* Heyns, 1965 with some remarks on the relationship of *Aporcelaimellus* with *Eudorylaimus* Andrassy, 1959 (Dorylaimoidea: Nematoda). — Dr. B. S. Chauhan Comm. Vol.: 171—180.
31. BASTIAN, C. H. (1865): Monograph on the Anguillulidae, or free nematoids, marine, land, and freshwater; with descriptions of 100 new species. — Tr. Linn. Soc. London, 25: 73—184.
32. BATALOVA, F. M. (1983): New data on nematodes, commensals of Baikal sponges. (Russian.) — Zool. Zhurn., 62: 1108—1110.
33. BRZESKI, M. (1960): Drei neue freilebende Nematoden aus Polen. — Bull. Acad. Polon. Sci., 8: 261—264.
34. BRZESKI, M. (1962): Notes on the genus *Aporcelaimus* Thorne & Swanger (Nematoda, Dorylaimidae). — Bull. Acad. Polon. Sci., 10: 469—472.
35. BRZESKI, M. (1962): Two new species of the genus *Eudorylaimus* Andrassy from Poland (Nematoda, Dorylaimidae). — Bull. Acad. Polon. Sci., 10: 541—544.
36. BRZESKI, M. (1962): *Eudorylaimus alleni* n. sp. (Nematoda, Dorylaimidae). — Opusc. Zool. Budapest, 4: 67—68.
37. BRZESKI, M. (1963): Morphological studies on *Eudorylaimus silvaticus* Brzeski (Nematoda, Dorylaimidae). — Bull. Acad. Polon. Sci., 11: 133—136.
38. BRZESKI, M. (1964): Einige neue und seltene Nematoden aus der Überfamilie Dorylaimoidea, I. Unterfamilie Dorylaiminae (Nematoda, Dorylaimidae). — Ann. Zool. Polska Akad. Nauk, 22: 1—22.
39. BÜTSCHLI, O. (1873): Beiträge zur Kenntnis der freilebenden Nematoden. — Nova Acta Acad. Nat. Curios., 36: 1—124.
40. CHESUNOV, A. V. (1985): Two new species of nematodes (Enoplida, Dorylaimidae) from the Caspian Sea. (Russian.) — Zool. Zhurn., 64: 498—505.
41. CHITWOOD, B. G. (1938): Some nematodes from the caves of Yucatan. — Publ. Carnegie Inst. Washington, 491: 51—66.
42. COBB, N. A. (1891): *Onyx* and *Dipeltis*: new nematode genera, with a note on *Dorylaimus*. — Proc. Linn. Soc. N. South Wales, 6: 143—158.
43. COBB, N. A. (1893): Nematode worms found attacking sugar cane. — Agric. Gaz. N. South Wales, 4: 808—833.
44. COBB, N. A. (1893): Nematodes, mostly Australian and Fijian. — Macleay Mem. Vol. Linn. Soc. N. South Wales: 252—308.
45. COBB, N. A. (1906): Free living nematodes inhabiting the soil about the roots of cane, and their relation to root diseases. — Bull. Haw. Sugar. Planters' Ass. Exper. Stat.: 163—196.
46. DE CONINCK, L. A. P. (1935): Contribution à la connaissance des nématodes libres du Congo belge. I. Les nématodes libres des marais de la Nyamuamba (Ruwendzori) et des sources chaudes du Mont Banze (Lac Kivu). — Rev. Zool. Bot. Afric., 26: 211—232.
47. DITLEVSEN, H. (1911): Danish freeliving nematodes. — Vidensk. Medd. Dansk. Naturh. For. København, 63: 213—256.
48. DITLEVSEN, H. (1913): A marine *Dorylaimus* from Greenland waters, *Dorylaimus maritimus* n. sp. — Danmark-Eksp. Til Grönlands. Nordostkyst, 3: 429—430.
49. DITLEVSEN, H. (1927): Free-living marine nematodes from Greenland waters. — Medd. Grönland. 23: 199—250.
50. DITLEVSEN, H. (1928): Land- and freshwater nematodes. — Zoology of the Faroes, 13: 1—28.
51. ELIAVA, I. (1968): New nematode species of the genus *Eudorylaimus* (Nematoda: Dorylaimoidea). (Russian.) — Bull. Acad. Sci. Georgian SSR, 49: 469—474.
52. ELIAVA, I. & BAGATURIA, N. L. (1968): Three new nematode species from East Georgia. (Russian.) — Bull. Acad. Sci. Georgian SSR, 51: 735—740.
53. ERZHANOVA, P. K. (1964): Nine new nematode species. (Russian.) — Trudy Karakalpaksk. Gos. Ped. Inst., 2: 175—185.

54. GAGARIN, V. G. (1982): A new species of free-living nematodes from Mongolia. (Russian.) – Zool. Zhurn., 61: 1592–1594.
55. GERLACH, S. A. (1951): Freilebende Nematoden aus Varna an der bulgarischen Küste des Schwarzen Meeres. – Arch. Hydrobiol., 45: 193–212.
56. HEYNS, J. (1963): New species of the superfamily Dorylaimoidea (Nemata) from South African soils, with a description of a new genus *Kochinema*. – S. Afr. Journ. Agric. Sci., 6: 289–302.
57. HEYNS, J. & LAGERWEY, G. (1965): Nematodes of the superfamily Dorylaimoidea collected in the northern part of the Kruger National Park. – Koedoe, 8: 129–135.
58. JAIRAJFURI, M. S. (1965): *Qudsianema amabilis* n. gen., n. sp. (Nematoda: Dorylaimoidea) from India. – Proc. Helminthol. Soc. Washington, 32: 72–73.
59. JAIRAJFURI, M. S. & AHMAD, W. (1983): *Aporcedorus filicaudatus* n. gen., n. sp., *Laimyodorus dhanachandi* n. sp. and *Eudorylaimus himalus* n. sp. (Nematoda: Dorylaimida) from India. – Nematologica, 28: 427–436.
60. KHERA, S. (1971): Nematodes from the banks of still and running waters. X. Order Dorylaimida. – Indian J. Helminth., 22: 120–135.
61. KIRJANOVA, E. S. (1951): Soil nematodes found in cotton fields and in virgin soil of Golodnaja Steppe (Uzbekistan). (Russian.) – Trudy Zool. Inst. Akad. Nauk SSSR, 9: 625–657.
62. KREIS, H. A. (1924): Contribution à la connaissance des nématodes libres du Surinam (Guayane hollandaise). – Ann. Biol. Lacustre, 13: 123–136.
63. KREIS, H. A. (1930): Freilebende terrestrische Nematoden aus der Umgebung von Peking (China). II. – Zool. Anz., 87: 67–87.
64. KREIS, H. A. (1963): Marine Nematoda: – In: The zoology of Iceland. II, 14: 1–68.
65. LOOF, P. A. A. (1961): The nematode collection of Dr. J. G. de Man. 1. – Meded. Lab. Fytopath. Wageningen, 190: 169–254.
66. LOOF, P. A. A. (1964): Free-living and plant-parasitic nematodes from Venezuela. – Nematologica, 10: 201–300.
67. LOOF, P. A. A. (1971): Freelifving and plant parasitic nematodes from Spitzbergen, collected by Mr. H. van Rossen. – Meded. Landbouwhog. Wageningen, 71: 1–86.
68. LOOF, P. A. A. (1975): Dorylaimoidea from some subantarctic islands. – Nematologica, 21: 219–255.
69. LOOS, C. A. (1945): Notes on free-living and plant-parasitic nematodes of Ceylon, 1. – Ceylon J. Sci., 23: 1–7.
70. LOOS, C. A. (1946): Notes on free-living and plant-parasitic nematodes of Ceylon, 2. – Ceylon J. Sci., 23: 51–55.
71. LORDELLO, L. G. E. (1955): Three new soil nematodes from Piracicaba (State of S. Paulo), with a key to the species of the genus «*Aporcelaimus*» (Dorylaimidae). – Rev. Brasil. Biol., 15: 211–218.
72. LORDELLO, L. G. E. (1965): Contribuição para o conhecimento dos nematóides brasileiros da família Dorylaimidae. – Thesis. Escola Sup. Agric. «Luiz de Queiroz» Univ. S. Paulo, 9: 1–68.
73. DE MAN, J. G. (1876): Onderzoekingen over vrij in de aarde levende Nematoden. – Tijdschr. Nederl. Dierk. Ver., 2: 78–196.
74. DE MAN, J. G. (1880): Die einheimischen, frei in der reinen Erde und im süßen Wasser lebenden Nematoden. Vorläufiger Bericht und descriptivsystematischer Theil. – Tijdschr. Nederl. Dierk. Ver., 5: 1–104.
75. DE MAN, J. G. (1884): Die frei im der reinen Erde und im süßen Wasser lebenden Nematoden der niederländischen Fauna. Eine systematisch-faunistische Monographie. – Leiden: 1–206.
76. DE MAN, J. G. (1885): Helminthologische Beiträge. – Tijdschr. Nederl. Dierk. Ver., 2: 1–26.
77. DE MAN, J. G. (1907): Observations sur quelques espèces de nématodes terrestres libres de l'île de Walcheren. – Ann. Soc. Roy. Zool. Malacol. Belgique, 41: 161–174.
78. DE MAN, J. G. (1912): Helminthologische Beiträge. – Zool. Jahrb. Suppl. 15: 439–464.
79. DE MAN, J. G. (1918): Beitrag zur Kenntnis der in Norwegen frei in der reinen Erde lebenden Nematoden. – Tijdschr. Nederl. Dierk. Ver., 16: 103–118.
80. MERZHEEVSKAJA, O. I. (1951): New species of nematodes. (Russian.) – Sborn. Nauchn. Trudov. Akad. Nauk Beloruss. SSR, 2: 112–120.
81. MEYL, A. H. (1953): Beiträge zur Kenntnis der Nematodenfauna vulkanisch erhitzter Biotope. I. Mitteilung. Die terrikolen Nematoden im Bereich von Fumarolen auf der Insel Ischia. – Zeitschr. Morphol. Ökol. Tiere, 42: 67–116.
82. MEYL, A. H. (1954): Die bisher in Italien gefundenen freilebenden Erd- und Süßwasser-Nematoden. – Arch. Zool. Ital. Torino, 39: 161–264.
83. MEYL, A. H. (1955): Freilebende Nematoden aus binnenländischen Salzbiotopen zwischen Braunschweig und Magdeburg. – Arch. Hydrobiol., 50: 568–614.

84. MEYL, A. H. (1957): Beiträge zur freilebenden Nematodenfauna Brasiliens. II. Weitere neue oder wenig bekannte Nematodenarten. — Kieler Meeresforsch., 13: 125—133.
85. MICOLETZKY, H. (1922): Die freilebenden Erd-Nematoden mit besonderer Berücksichtigung der Steiermark und der Bukowina, zugleich mit einer Revision sämtlicher nicht mariner, freilebender Nematoden in Form von Genus-Beschreibungen und Bestimmungsschlüsseln. — Arch. Naturgesch., 87: 1—320.
86. MUKHINA, T. I. (1970): A new species of the genus *Eudorylaimus* (Nematoda, Dorylaimidae). (Russian.) — Zool. Zhurn., 49: 928—930.
87. SCHNEIDER, W. (1925): Freilebende Süßwassernematoden aus ostholsteinischen Seen. Nebst Bemerkungen über die Nematodenfauna des Madü- und Schaalsees. — Arch. Hydrobiol., 15: 536—584.
88. SCHULZ, E. (1935): Die Tierwelt des Küstengrundwassers bei Schilksee (Kieler Bucht). IV. Nematoden aus dem Küstengrundwasser. — Schrift. Naturw. Ver. Schlesw.—Holst., 20: 435—467.
89. SCHUURMANS STEKHOVEN, J. H. (1951): Nématodes saprozoaires et libres du Congo Belge. — Mém. Inst. Roy. Sci. Nat. Belg., 39: 3—79.
90. SCHUURMANS STEKHOVEN, J. H. & TEUNISSEN, R. J. H. (1938): Nématodes libres terrestres. — Explor. Parc Nat. Albert: 1—229.
91. SIDDIQI, M. R. (1966): Studies on the genera *Calolaimus* Timm, *Galophonema* Siddiqi, *Qudsianema* Jairajpuri, and *Utahnema* Thorne (Nematoda: Leptonchidae), with description of *U. gracile* n. sp. — Proc. Helminthol. Soc. Washington, 33: 157—162.
92. SKWARRA, E. (1921): Diagnosen neuer freilebender Nematoden Ostpreussens. — Zool. Anz., 53: 66—74.
93. STEFANSKI, W. (1924): Étude sur les nématodes muscicoles des environs de Zakopane (Massif du Tatra polonais). — Bull. Internat. Acad. Polon. Sci. Lett., Cracovie, 1—10: 21—60.
94. STEINER, G. (1914): Freilebende Nematoden aus der Schweiz. 1. Teil einer vorläufigen Mitteilung. — Arch. Hydrobiol. Planktonk., 9: 259—276.
95. STEINER, G. (1914): Freilebende Nematoden aus der Schweiz. 2. Teil einer vorläufigen Mitteilung. — Arch. Hydrobiol. Planktonk., 9: 420—438.
96. STEINER, G. (1916): Beiträge zur geographischen Verbreitung freilebender Nematoden. — Zool. Anz., 46: 311—335.
97. THORNE, G. (1929): Nematodes from the summit of Long's Peak, Colorado. — Trans. Amer. Microsc. Soc., 48: 181—195.
98. THORNE, G. (1939): A monograph of the nematodes of the superfamily Dorylaimoidea. — Capita Zool., 8: 1—261.
99. THORNE, G. (1974): Nematodes of the Northern Great Plains. Part II. Dorylaimoidea in part (Nemata: Adenophorea). — Techn. Bull. Agric. Exp. Stat. S. Dakota St. Univ. Brookings, 41: 1—120.
100. THORNE, G. (1975): Nematodes of the Northern Great Plains. No. 2. Errata. — Nemat. News Letter, 21: 5.
101. THORNE, G. & SWANGER, H. H. (1936): A monograph of the nematode genera *Dorylaimus* Dujardin, *Aporcelaimus* n. g., *Dorylaimoides* n. g. and *Pungentus* n. g. — Capita Zool., 6: 1—223.
102. TJEPEKEMA, J. P., FERRIS, V. R. & FEBBIS, J. M. (1971): Review of the genus *Aporcelaimellus* Heyns, 1965 and six species groups of the genus *Eudorylaimus* Andrassy, 1959 (Nematoda: Dorylaimida). — Res. Bull. Purdue Univ. Agric. Exp. Stat., Lafayette, 882: 1—52.
103. TULAGANOV, A. T. (1949): Plant parasitic and soil nematodes in Uzbekistan. (Russian.) — Izdat. Akad. Nauk Uzbek. SSR, Tashkent: 1—227.
104. VAN DER LINDE, W. J. (1938): A contribution to the study of nematodes. — Entom. Mem. Dept. Agric. Forest. Union S. Africa, 2: 1—40.
105. VANHA, J. J. (1893): Neue Rübennematoden, ihre Schädlichkeit und Verbreitung. — Zeitschr. Zuckerindust. Böhmen, 17: 281—298.
106. WILLIAMS, J. R. (1959): Studies on the nematode soil fauna of sugar cane fields in Mauritius. 3. Dorylaimidae (Dorylaimoidea, Enoplida). — Mauritius Sugar Ind. Res. Inst. Occ. Paper, 3: 1028.
107. YEATES, G. W. (1967): Studies on nematodes from dune sands. 6. Dorylaimoidea. — New Zealand Journ. Sci., 10: 752—784.