

Interesting rotifers (Rotifera: Eurotatoria) from floodplain lakes of lower Brahmaputra river basin of Assam, northeast India

B.K. SHARMA¹ & S.I. KHAN

Bhushan Kumar Sharma & Shaikhul Islam Khan, Freshwater Biology Laboratory, Department of Zoology, North-Eastern Hill University, Shillong 793 022, Meghalaya, India. E-mail: profbksharma@gmail.com (¹corresponding author)

Abstract. The plankton and semi-plankton samples collected from four floodplain lakes (*beels*) of Barpeta district of lower Brahmaputra river basin, Assam state, northeastern India (NEI) revealed eighteen rotifer species of biodiversity and biogeographic interest belonging to five families and six genera. One species is new to the Indian Rotifera and one species is new to Assam. Our collections are characterized by two Australasian elements, five Oriental endemics, seven paleotropical species, and one cosmo (sub) tropical species. Nine species, restricted to date to NEI, are examples of regional distribution importance in India while six species depicted disjunct distribution in the country. Interestingly, seven species are categorized as Eastern hemisphere elements. All the taxa are illustrated to warrant validation as an increasing magnitude of ‘unverifiable records’ is a serious impediment for the progress of rotifer biodiversity in India.

Keywords. Biodiversity, distribution, interesting taxa, lower Assam, tropical floodplains.

INTRODUCTION

Tropical and subtropical floodplain lakes are hypothesized to be Rotifera rich habitats (Segers *et al.* 1993). The rotifer assemblages of these ecotones are poorly documented in India in general except for the floodplain lakes (*beels*) of the Brahmaputra river basin of Assam state which are known for their rich and interesting rotifer diversity (Sharma & Sharma 2005, 2008, 2013, 2014a, 2014b, 2014c, 2015a) in the Indian sub-region. The present limnological reconnaissance is undertaken to further explore the biodiversity importance of ‘managed *beels*’ (for fisheries) of Barpeta district of lower Assam. During the course of the study, we observed eighteen Rotifera species of biodiversity and biogeographic value. The recorded species are listed and comments are made on their status, occurrence, and distribution. All the taxa are illustrated to warrant validation as the Indian literature is flooded with ‘ad-hoc unverifiable’ reports lacking validations (BKS, unpublished).

MATERIALS AND METHODS

This study is a part of limnological reconnaissance undertaken in four floodplain lakes (*beels*) of Barpeta district of Assam (Table 1) during August 2011 – July 2013. These *beels* are ‘managed’ locally to harvest their fishery potential. Plankton and semi-plankton samples were collected from various *beels* by towing a nylobolt plankton net (# 50 µm) and were preserved in 5% formalin. Individual collections were screened with a Wild stereoscopic binocular microscope; the rotifer taxa were isolated and mounted in Polyvinyl alcohol–lactophenol, and were observed with Leica (DM 1000) stereoscopic phase contrast microscope fitted with an image analyzer. The different rotifers were identified following the works of Koste (1978), Segers (1995), Sharma (1983, 1987, 1998), Sharma & Sharma (1997, 1999, 2000, 2008, 2013, 2015a, 2015b, 2015c). The reference materials are in the holdings of Freshwater Biology laboratory, Department of Zoology, North-Eastern Hill University, Shillong.

Table 1. List of the sampled beels.

Sl. No.	Beel	Latitude	Longitude	Elevation (m)
1	Fingua	N26°17'08.7"	E91°02'00.2"	37.9
2	Baria	N 26°21'35.9"	E 91°02'43.1"	43.7
3	Sorbhog	N26°30'22.2"	E90°53'20.6"	48.3
4	Balaisuti	N26°21'19.7"	E90°52'12.8"	54.6

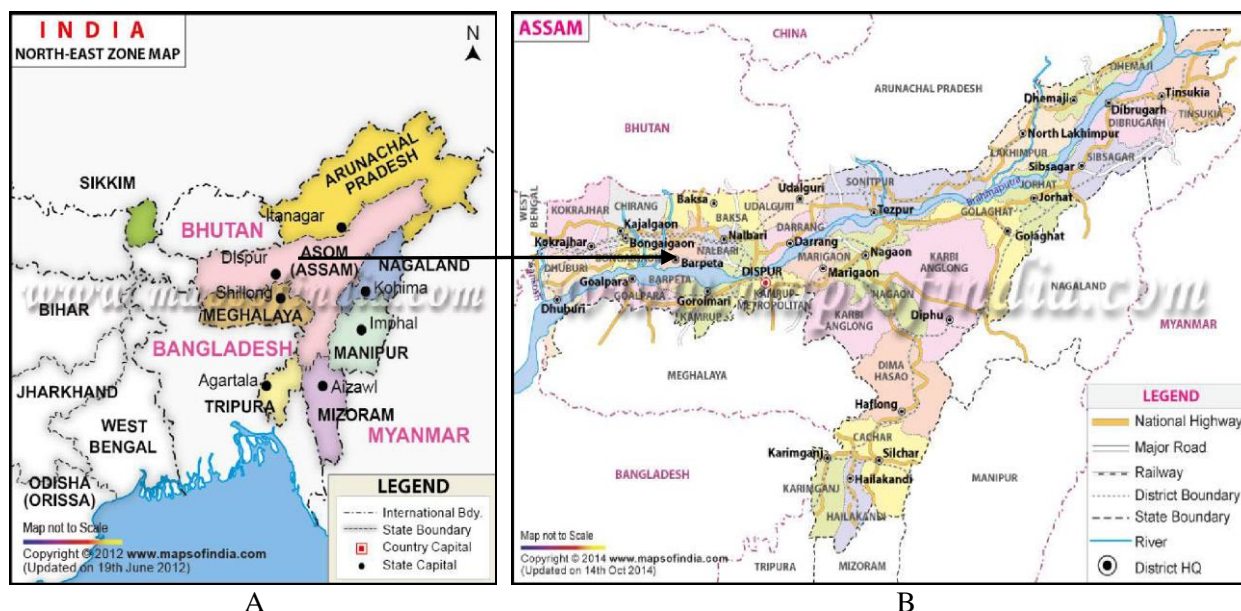


Figure 1. A = Map showing Northeast India (NEI), B = Map of Assam indicating Barpeta district (the sampling area marked by an arrow)

RESULTS

A total of eighteen interesting rotifer species belonging to five Eurotatoria families and six genera are reported in the systematic list given below:

Phylum Rotifera

Class Eurotatoria

Subclass Monogononta

Order Ploima

Family Brachionidae

1. *Brachionus bennini* Leissling, 1924 **
2. *B. dichotomus reductus* Koste & Shiel, 1980
3. *B. durgae* Dhanapathi, 1974
4. *B. kostei* Shiel, 1983
5. *Keratella edmondsoni* Ahlstrom, 1943
6. *K. javana* Hauer, 1937

Family Lepadellidae

7. *Lepadella discoidea* Segers, 1993
8. *L. vandenbrandei* Gillard, 1952

Family Lecanidae

9. *Lecane blachei* Berzins, 1973
10. *L. bulla diabolica* (Hauer, 1936)
11. *L. lateralis* Sharma, 1978
12. *L. niwati* Segers, Kotheip & Sanoamuang, 2004
13. *L. simonneae* Segers, 1993

Family Testudinellidae

14. *Testudinella amphora* Hauer, 1938
15. *T. brevicaudata* Yamamoto, 1951
16. *T. dendradena* de Beauchamp, 1955*
17. *T. greeni* Koste, 1981

Family Trochosphaeridae

18. *Filinia camasecla* Myers, 1938

* New record for India; **new record for Assam state

Testudinella dendradena de Beauchamp (Fig. 2) is a new record for India and *Brachionus bennini* Leissling (Fig. 3) is new record from Assam state. *B. dichotomus reductus* Koste & Shiel (Fig. 4) and *B. kostei* Shiel (Fig. 5) are Australasian elements; *Keratella edmondsoni* Ahlstrom (Fig. 6), *Lecane blachei* Berzins (Fig. 7), *Lecane bulla diabolica* (Hauer) (Fig. 8), *L. niwati* Segers, Kothetip & Sanoamuang (Fig. 9) and *Filinia camasecla* Myers (Fig. 10) are Oriental endemics. *Brachionus durgae* Dhanapathi (Fig. 11), *Keratella javana* Hauer (Fig. 12), *Lepadella discoidea* Segers (Fig. 13), *L. vandenbrandei* Gillard (Fig. 14), *Lecane lateralis* Sharma (Fig. 15), *L. simonneae* Segers (Fig. 16), *Testudinella amphora* (Fig. 17), *T. brevicaudata* Yamamoto (Fig. 18), and *T. greeni* Koste (Fig. 19) are other species with interesting distributions.

DISCUSSION

Our collections from the sampled *beels* of lower Assam, NEI revealed eighteen interesting species of Rotifera spread over five eurotatorian families and six genera. *Testudinella dendradena* is a new record to the Indian Rotifera and *Brachionus bennini* is a new addition to the rotifer fauna of Assam. The former is treated as a distinct species following Segers (2007) though Jersabek & Leitner (2013) considered it as *T. patina dendradena*. We also followed analogies of resurrection of *Lecane nitida*; *Mytilina michelangellii* and *M. brevispina* vide Segers & Savatentalinton (2010), Pourriot (1996) and Luo & Segers (2014), respectively for the said treatment. *T. dendradena* is diagnosed by its characteristic vitellarium and it co-occurred with *T. patina* in some collections. Further, these two species differed in size and habitat; the former being distinctly larger and preferred the littoral-periphytonic regions. *T. dendradena* is known from the Afrotropical, Neotropical and Oriental regions (Segers 2007); the present report extended its distribution within the

last to the Indian sub-region. *B. bennini* is reported from the Afrotropical, Australasian, Neotropical, Oriental, and Palaearctic regions (Segers 2007). This brachionid is examined from NEI from Mizoram (Sharma 1987, Sharma & Sharma 2014d, 2015c) and is also observed from Madhya Pradesh in central India (Sharma & Naik 1996); the present report extended its distribution within NEI.

The biogeographically interesting elements included: (i) the Australasian *Brachionus dichotomus reductus* and *B. kostei*; (ii) five Oriental endemics namely *Keratella edmondsoni*, *Lecane blachei*, *Lecane bulla diabolica*, *L. niwati* and *Filinia camasecla*; and (iii) the paleotropical *Keratella javana*, *Lepadella discoidea*, *L. vandenbrandei*, *Lecane lateralis*, *L. simonneae*, *Testudinella brevicaudata* and *T. greeni*. Besides, *Brachionus durgae*, *Testudinella amphora* and *T. dendradena* merit distribution interest.

Referring to the first category, Segers (2001) remarked on occurrence of *reductus* vicariant of *B. dichotomus* outside Australia, hinted at a possible Australian origin of this taxon and hypothesized its recent expansion to Southeast Asia. The disjunct populations of this brachionid known from India only from NEI (Meghalaya, Tripura and Assam) are hypothesized (Sharma & Sharma 2014a, 2014c, 2014d, 2015b, 2015c) to their possible recent expansions to the Indian sub-region. This taxon is reported from the Oriental region from Vietnam (Zhdanova 2011) and from Thailand (Athibai *et al.* 2013, Sa-Ardrit *et al.* 2013). *Brachionus kostei*, described from Australia, is known from Papua Guinea and Thailand while Segers (2007) considered its unpublished report from northeast China as a possible example of introduction. This species is known from India exclusively from Assam state of NEI (Sharma 2004, 2014, Sharma & Sharma 2008, 2014d, 2015b, Sharma *et al.* 2015). Nevertheless, these two Australasian elements affirmed affinity of Rotifera assemblage of Assam state as well as of NEI with the faunas of Southeast Asia and Australia, and thus supported remarks of Sharma (2005) and Sharma and Sharma (2005, 2008, 2013, 2014a, 2014c, 2014d).

Our collections are characterized by five Oriental endemics namely *Keratella edmondsoni*, *Lecane blachei*, *Lecane bulla diabolica*, *L. niwati* and *Filinia camasecla* and thus affirmed affinity of Assam Rotifera with the Oriental fauna. The first species was described from Tamil Nadu (Ahlstrom 1943) as *K. quadrata* var. *edmondsoni* while Nayar (1965) raised it to the status of a distinct species. This brachionid indicated disjunct occurrence in India with reports from Assam (NEI), Rajasthan, Orissa, and Tamil Nadu. It is reported in the Oriental region from Thailand (Sa-Ardrit *et al.* 2013) and Cambodia (Meas & Sanoamuang 2010, Sor *et al.* 2015). *L. blachei*, described from Cambodia is also known from Thailand, while its Indian reports are restricted till date to Assam (NEI) and West Bengal (Sharma & Sharma 2014b). *L. bulla diabolica*, originally described from Tamil Nadu (Hauer 1936), was known globally by its sole non-illustrated Oriental record from Thailand (Segers & Savatentalintong 2010) till Sharma & Sharma (2014b) extended its distribution within India to NEI (Assam, Manipur); the current second Indian report from Assam re-affirmed its distribution in NEI. *L. niwati* is an interesting lecanid described from Thailand (Segers *et al.* 2004). Sharma (2014) and Sharma & Sharma (2014b) recently extended its distribution to NEI based on specimens from the Majuli River Island of upper Assam and Loktak Lake (a Ramsar site), Manipur, respectively while the present study further extended its distribution to lower Brahmaputra river basin. The Oriental *F. camasecla* indicated disjunct occurrence in India with reports from Assam, Manipur and Tripura states of NEI and Kerala (South India).

Amongst the palaeotropical elements, *Keratella javana* (Assam, Meghalaya, Tripura), *Lepadella vandenbrandei* (Assam, Mizoram), *Testudinella brevicaudata* (Assam, Manipur, Tripura) and *T. greeni* (Assam) merit regional biogeographical interest with their reports so far only from NEI. *Lecane simonneae* (Assam, Kerala, Manipur, Tripura) exhibited disjunct yet restricted distribution in India while *Lepadella discoidea* (Assam, Delhi, Kerala, Manipur, Meghalaya) and *Lecane lateralis* (Assam, Kerala, Meghalaya,

Orissa, Tamil Nadu, Tripura, West Bengal) indicated disjunct but relatively wider occurrence. Besides, the cosmo (sub) tropical *Brachionus durgae* (Andhra Pradesh, Assam, Goa, Kerala, Maharashtra, Orissa, Tamil Nadu) and *Testudinella amphora* (Assam) are examples of regional distribution of interest. The latter is known from the Australian, Neotropical and Oriental regions (Segers, 2007); it is examined from the last region from Thailand (Sa-Ardrit *et al.* 2013) and Vietnam (Trinh Dang *et al.* 2013), and Sharma *et al.* (2015) extended its distribution to the Indian sub-region based on collections from the Majuli River Island, upper Assam while Sharma & Sharma (2015c) recorded it from Mizoram state of NEI. The present report further extends its occurrence to lower Assam.

Keratella javana, *Lecane lateralis*, *L. simonneae*, *L. unguitata*, *Lepadella discoidea*, *L. vandenbrandei*, and *Testudinella greeni* are categorized as Eastern hemisphere elements *vide* Segers (2001). In addition, three other members of this category: *Brachionus diversicornis*, *B. forficula* and *L. unguitata*, though not listed in this report, are observed in our lower Assam samples (BKS, unpublished). The report of the stated taxa imparts yet another interesting character to the rotifer fauna of Assam and NEI.

We categorize all the documented species into three groups: (a) Restricted to NEI: *Brachionus dichotomus reductus*, *B. kostei*, *Keratella javana*, *Lepadella vandenbrandei*, *Lecane blachei*, *L. niwati*, *Testudinella amphora*, *T. brevicaudata*, *T. dendradena* and *T. greeni*; (b) Disjunct and restricted distribution in India: *Brachionus bennini*, *Keratella edmondsoni*, *Lecane bulla diabolica*, *L. simonneae* and *Filinia camasecla*; (c) Disjunct with relatively wide distribution in India: *Brachionus durgae*, *Lecane lateralis*, *Lepadella discoidea*.

To sum up, the reports of new records, species of global and regional distribution importance and Eastern Hemisphere elements merit biodiversity and biogeographic interest. The Australasian and Oriental species impart special affinity of Assam

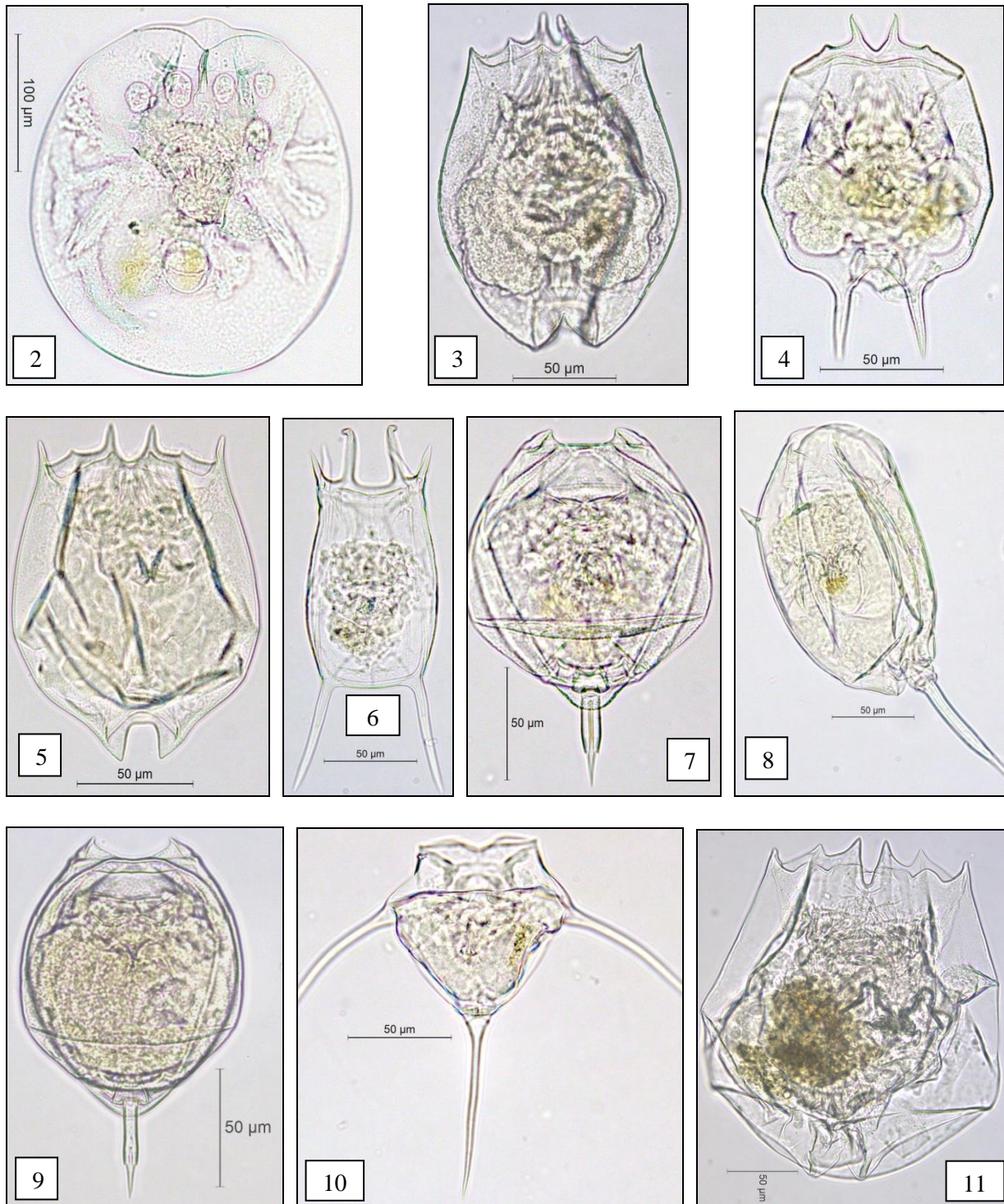
Rotifera with Southeast Asia as well as Australia. The study highlights interesting elements of NEI rotifers as compared with other regions of India. Further, this report is useful addition for meta-analysis of Rotifera diversity of northeast India – a global biodiversity region in general and of the floodplain lakes of the Brahmaputra river basin in particular.

Acknowledgements – Thanks are due to the Head of Department of Zoology, North-Eastern Hill University, Shilong for necessary laboratory facilities. The samples examined for the study are collected by one of the authors (SIK). We also thank two anonymous reviewers for useful comments and suggestions.

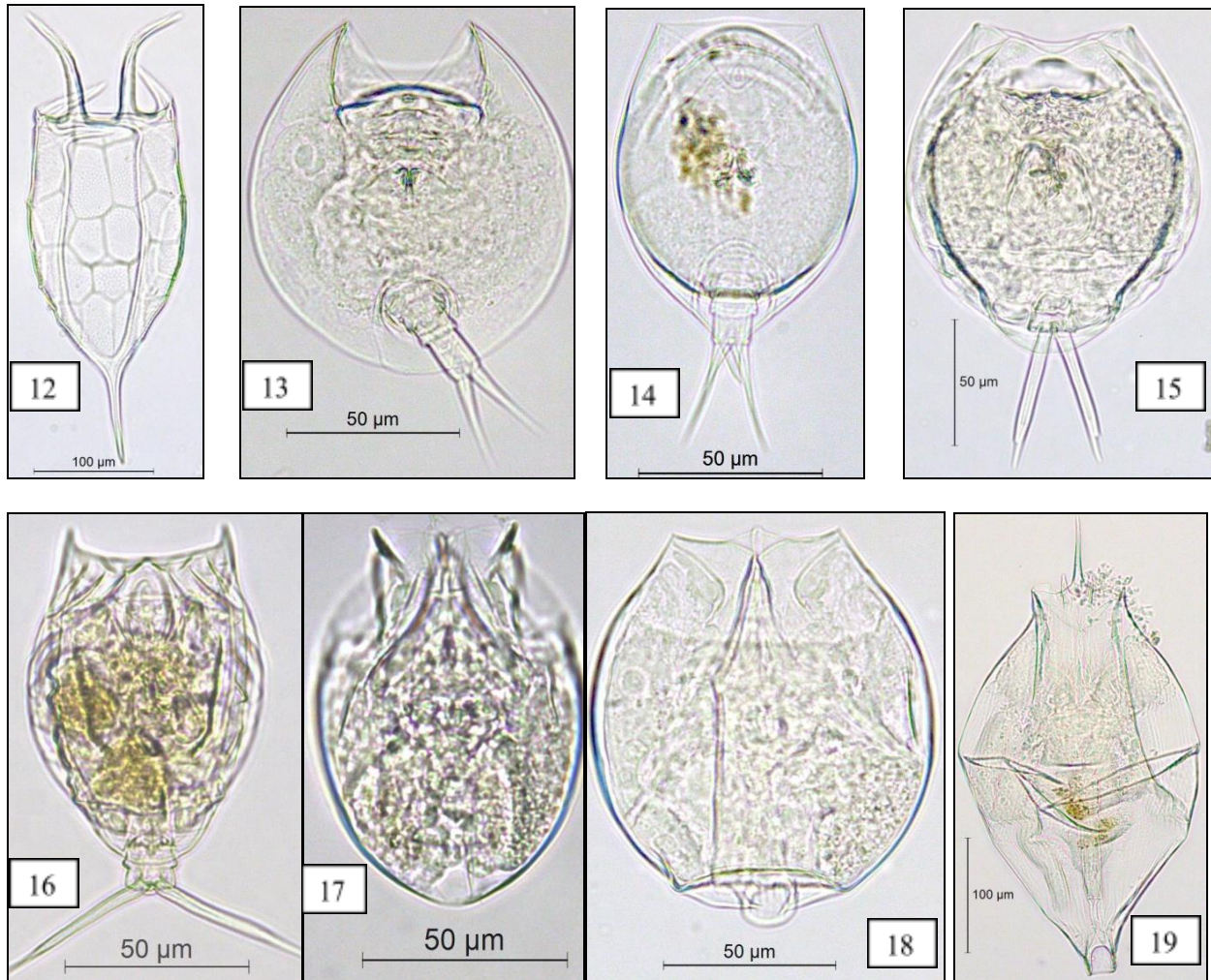
REFERENCES

- AHLSTROM, E.H. (1943): A revision of the Rotatorian genus *Keratella* with description of three new species and five new varieties. *Bulletin of the American Museum of Natural History*, 80: 411–457.
- ATHIBAI, S., SEGERS, H. & SANOAMUANG, L. (2013): Diversity and distribution of Brachionidae (Rotifera) in Thailand, with a key to the species. *Journal of Limnology*, 72(2): 345–360. doi: [10.4081/jlimnol.2013.s2.e17](https://doi.org/10.4081/jlimnol.2013.s2.e17)
- HAUER, J. (1936): Neue Rotarien aus Indien I. *Zoologischer Anzeiger*, 116: 77–80.
- JERSABEK, C.D & LEITNER, M.F. (2013): *The Rotifer World Catalog*. World Wide Web electronic publication. <http://www.rotifera.hausdernatur.at/>, accessed {20.10.2015}.
- KOSTE, W. (1978): *Rotatoria. Die Rädertiere Mitteleuropas, begründet von Max Voigt. Überordnung Monogononta*. Gebrüder Borntraeger, Berlin, Stuttgart. I. 673 pp., II. Tafelband. 234 pp.
- LUO, Y. & SEGERS, H. (2014): The genus *Mytilina* in China, with description of a new species (Rotifera: Monogononta: Mytilinidae). *Zootaxa*, 3846 (4): 561–568. doi: [10.11646/zootaxa.3846.4.4](https://doi.org/10.11646/zootaxa.3846.4.4)
- MEAS, S. & SANOAMUANG, L. (2010): New records of rotifer fauna in the Cambodian Mekong River Basin. *Cambodian Journal of Natural History*, 1: 48–62.
- NAYAR, C.K.G. (1965): Taxonomic notes on Indian species of *Keratella* (Rotifera). *Hydrobiologia*, 26: 457–462. doi: [10.1007/BF00045538](https://doi.org/10.1007/BF00045538)
- POURRIOT, R. (1996): Rotifers from Petit Saut reservoir (French Guyana), with the description of a new taxon. *Hydrobiologia*, 331: 43–52. doi: [10.1007/bf00025406](https://doi.org/10.1007/bf00025406)
- SA-ARDRIT, P., PHOLPUNTHIN, P. & SEGERS, H. (2013): A checklist of the freshwater rotifer fauna of Thailand (Rotifera, Monogononta, Bdelloidea). *Journal of Limnology*, 72(2): 361–375. doi: [10.4081/jlimnol.2013.s2.e18](https://doi.org/10.4081/jlimnol.2013.s2.e18)
- SEGERS, H. (1995): Rotifera 2: Lecanidae. In: H.J. Dumont, T. Nogrady (Eds). *Guides to identification of the Microinvertebrates of the Continental waters of the world*. SPB Academic Publishing bv. Amsterdam, the Netherlands, 6: 1–226.
- SEGERS, H. (2001): Zoogeography of the Southeast Asian Rotifera. *Hydrobiologia*, 446/447: 233–246. doi: [10.1007/978-94-010-0756-6_32](https://doi.org/10.1007/978-94-010-0756-6_32)
- SEGERS, H. (2007): Annotated checklist of the rotifers (Phylum Rotifera), with notes on nomenclature, taxonomy and distribution. *Zootaxa*, 1564: 1–104.
- SEGERS, H. & SAVATENALINTON, S. (2010): A critical re-evaluation of the Lecanidae (Rotifera: Monogononta) of Thailand, with description of a new species. *International Review of Hydrobiology*, 95: 343–351. doi: [10.1002/iroh.201011276](https://doi.org/10.1002/iroh.201011276)
- SEGERS, H, NWADIARO, C.S. & DUMONT, H.J. (1993): Rotifera of some lakes in the floodplain of the river Niger (Imo State, Nigeria). II. Faunal composition and diversity. *Hydrobiologia*, 250: 63–71. doi: [10.1007/BF00007495](https://doi.org/10.1007/BF00007495)
- SEGERS, H., KOTETHIP, W. & SANOAMUANG, L. (2004): Biodiversity of freshwater microfauna in the floodplain of the River Mun, Northeast Thailand: The Rotifera monogononta. *Hydrobiologia*, 515, 1–9. doi: [10.1023/B:HYDR.0000027299.17844.61](https://doi.org/10.1023/B:HYDR.0000027299.17844.61)
- SHARMA, B.K. (1983): The Indian species of the genus *Brachionus* (Eurotatoria: Monogononta: Brachionidae). *Hydrobiologia*, 104: 31–39. doi: [10.1007/BF00045949](https://doi.org/10.1007/BF00045949)
- SHARMA, B.K. (1987): Indian Brachionidae (Eurotatoria: Monogononta) and their distribution. *Hydrobiologia*, 144: 269–275. doi: [10.1007/BF00005561](https://doi.org/10.1007/BF00005561)
- SHARMA, B.K. (1998): Freshwater rotifers (Rotifera: Eurotatoria). *State Fauna Series: Fauna of West Bengal, Zoological Survey of India, Calcutta*, 3(11): 341–461.
- SHARMA, B.K. (2004): Rare and interesting monogonont rotifers (Rotifera: Eurotatoria) from North-Eastern India. *Mitteilungen aus dem Museum für Naturkunde Berlin, Zoologische Reihe*, 80(1): 33–40. doi: [10.1002/mmnz.20040800103](https://doi.org/10.1002/mmnz.20040800103)
- SHARMA, B.K. (2005): Rotifer communities of floodplain lakes of the Brahmaputra basin of lower Assam (N. E. India): biodiversity, distribution and ecology. *Hydrobiologia*, 533:209–221. doi: [10.1007/s10750-004-2489-3](https://doi.org/10.1007/s10750-004-2489-3)

- SHARMA, B.K. (2014): Rotifers (Rotifera: Eurotatoria) from wetlands of Majuli – the largest river island, the Brahmaputra river basin of upper Assam, northeast India. *Check List*, 10(2): 292–298. doi: [10.15560/10.2.292](https://doi.org/10.15560/10.2.292)
- SHARMA, B.K. & NAIK, L.P. (1996): *Results on planktonic rotifers in the Narmada river (Madhya Pradesh, Central India)*. In: SCHIMMER, F. & BOLAND, K.T. (Eds). *Perspectives in Tropical Limnology*: SPB Academic Publishing bv. Amsterdam, The Netherlands, p. 189–198.
- SHARMA, B.K. & SHARMA, S. (1997): Lecanid rotifers (Rotifera: Monogononta: Lecanidae) from North-Eastern India. *Hydrobiologia*, 356: 159–163. doi: [10.1023/A:1003132516951](https://doi.org/10.1023/A:1003132516951)
- SHARMA, B.K. & SHARMA, S. (1999): Freshwater rotifers (Rotifera, Eurotatoria). *Fauna of Meghalaya. State Fauna Series, Zoological Survey of India, Calcutta*, 4(9): 11–161.
- SHARMA, B.K. & SHARMA, S. (2000): Freshwater rotifers (Rotifera, Eurotatoria). *Fauna of Tripura. State Fauna Series, Zoological Survey of India, Calcutta*, 7(4): 163–224.
- SHARMA, B.K. & SHARMA, S. (2005): Biodiversity of freshwater rotifers (Rotifera: Eurotatoria) from North-Eastern India. *Mitteilungen aus dem Museum für Naturkunde Berlin, Zoologische Reihe*, 81: 81–88. doi: [10.1002/mmnz.200310002](https://doi.org/10.1002/mmnz.200310002)
- SHARMA, B.K. & SHARMA, S. (2014a): Northeast India – An important region with a rich biodiversity of Rotifera. In: B.K. SHARMA, H.J. DUMONT, R.L. WALLACE (Eds). *Rotifera XIII: Rotifer Biology– A structural and functional Approach. International Review of Hydrobiology*, 99(1-2): 20–37. doi: [10.1002/iroh.201301701](https://doi.org/10.1002/iroh.201301701)
- SHARMA, B.K. & SHARMA, S. (2014b): Indian Lecanidae (Rotifera: Eurotatoria: Monogononta) and its distribution. In: B.K. SHARMA, H.J. DUMONT and R.L. WALLACE (Eds). *Rotifera XIII: Rotifer Biology–A structural and functional approach. International Review of Hydrobiology*, 99(1–2): 38–47. doi: [10.1002/iroh.201301702](https://doi.org/10.1002/iroh.201301702)
- SHARMA, B.K. & SHARMA, S. (2014c): *Floodplains of the Brahmaputra river basin-globally interesting ecotones with rich Rotifer (Rotifera: Eurotatoria) biodiversity*. In: SINHA, R. K. & AHMED, B.(Eds). *Rivers for Life–Proceedings of the International Symposium on River Biodiversity: Ganges–Brahmaputra–Meghna River System, Ecosystems for Life, A Bangladesh–India Initiative, International Union for Conservation of Nature*, p. 258–270.
- SHARMA, B.K. & SHARMA, S. (2014d): The diversity of Indian Brachionidae (Rotifera: Eurotatoria: Monogononta) and their distribution. *Opuscula Zoologica Budapest*, 45(2): 165–180.
- SHARMA, B.K. & SHARMA, S. (2015a): The diversity and distribution of Lepadellidae (Rotifera: Eurotatoria: Monogononta) of India. *International Review of Hydrobiology*, 100(1): 34–42. doi: [10.1002/iroh.201401739](https://doi.org/10.1002/iroh.201401739)
- SHARMA, B.K. & SHARMA, S. (2015b): New records of rotifers (Rotifera: Eurotatoria) from Deepor beel- a Ramsar site of India with an update on its Rotifera diversity. *Journal of Threatened Taxa*, 7(3): 7011–7016. doi: [10.11609/JoTT.o4044.7011-6](https://doi.org/10.11609/JoTT.o4044.7011-6)
- SHARMA, B.K. & SHARMA, S. (2015c): Biodiversity of freshwater rotifers (Rotifera: Eurotatoria) of Mizoram, Northeast India: composition, new records and interesting features. *International Journal of Aquatic Biology*, 3(5): 301–313.
- SHARMA, B.K., SHARMA, S. & HATIMURIA, M.K. (2015): Rotifer assemblages (Rotifera: Eurotatoria) of the floodplain lakes of Majuli River Island, the Brahmaputra river basin, northeast India. *International Journal of Aquatic Biology*, 3(1): 1–13.
- SHARMA, S. & SHARMA, B.K. (2008): Zooplankton diversity in floodplain lakes of Assam. *Records of the Zoological Survey of India, Occasional Paper No.* 290: 1–307.
- SHARMA, S. & SHARMA, B.K. (2013): Faunal diversity of aquatic invertebrates of Deepor Beel (a Ramsar site), Assam, northeast India. *Wetland Ecosystem Series, Zoological Survey of India, Kolkata*, 17: 1–226.
- SOR, R., MEAS, S. & SEGERS, H. (2015): Diversity of Monogononta rotifer species among standing water bodies in northern Cambodia. *Journal of Limnology*, 74(1): 192–204. doi: [10.4081/jlimnol.2014.995](https://doi.org/10.4081/jlimnol.2014.995)
- TRINH DANG M., SEGERS, H. & SANOAMUANG, L. (2013): Rotifers from Thuy Tien lake and Nhu Y river in central Vietnam, with a description of *Ploesoma asiaticum* new species (Rotifera: Monogononta). *Journal of Limnology*, 72 (2): 276–286. doi: [10.4081/jlimnol.2013.s2.e19](https://doi.org/10.4081/jlimnol.2013.s2.e19)
- ZHDANOVA, S.M. (2011): The species composition of rotifers in the water reservoirs of Central Vietnam. *Inland Water Biology*, 4(4): 425–434. doi: [10.1134/S1995082911030205](https://doi.org/10.1134/S1995082911030205)



Figures 2-11. 2 = *Testudinella dendradena* de Beauchamp (ventral view); 3 = *Brachionus bennini* Leissling (dorsal view); 4 = *Brachionus dichotomus reductus* Koste & Shiel (ventral view); 5 = *Brachionus kostei* Shiel (dorsal view); 6 = *Keratella edmondsoni* Ahlstrom (dorsal view); 7 = *Lecane blachei* Berzins (ventral view); 8 = *Lecane bulla diabolica* (Hauer) (lateral view); 9 = *Lecane niwati* Segers, Kothetip & Sanoamuang (dorsal view); 10 = *Filinia camasecla* Myers (dorsal view); 11 = *Brachionus durgae* Dhanapathi (ventral view).



Figures 12-19. 12 = *Keratella javana* Hauer (ventral view); 13 = *Lepadella discoidea* Segers (ventral view); 14 = *Lepadella vandenbrandei* Gillard (ventral view); 15 = *Lecane lateralis* Sharma (dorsal view); 16 = *Lecane simonneae* Segers (dorsal view); 17 = *Testudinella amphora* Hauer (dorsal view); 18 = *Testudinella brevicaudata* Yamamoto (ventral view); 19 = *Testudinella greeni* Koste (dorsal view).